

Easy robustness

Belt driven 1 stage compressors

Easy, but efficient and powerful for more demanding use

- Safety first with robust metal belt guard
- Large fins, great cooling, less wear
- Great moveability thanks to front pivot wheel on larger units
- Efficient power with electric motor

Suited for mobile workbench







Impact screwdriver CP2036



Partnumber	Type	Comp.	Liters	l/m	cfm	m3/h	HP	kW	rpm	volt/Hz	phase	bar	psi	L x W x H (mm)	kg/Lb
4116023630	CPRC 250 NS12 MS	1	50	255	9,0	15,3	2,0	1,5	1075	230/50	1	10	145	805 x 365 x 690	48/106
4116024582	CPRC 250 NS12 MT	1	50	255	9,0	15,3	2,0	1,5	1075	400/50	3	10	145	805 x 365 x 690	48/106
4116023631	CPRC 290 NS12 MS	1	90	255	9,0	15,3	2,0	1,5	1075	230/50	1	10	145	985 x 395 x 820	62/136
4116024603	CPRC 290 NS12 MT	1	90	255	9,0	15,3	2,0	1,5	1075	400/50	3	10	145	985 x 395 x 820	62/136

CPRC 250 NS12 MS

Partnumber 4116023630

Technology	 Piston 10 bar
Use	 Short time duty
Air quality	 Standard
Noise level	 Standard
Vessel size	 50l



Safe and robust







Easy maintenance



CPRC 290 NS12 MS

Partnumber 4116023631

Technology	 Piston 10 bar
Use	 Short time duty
Air quality	 Standard
Noise level	 Standard
Vessel size	 90l



Moveability



Flexibility