

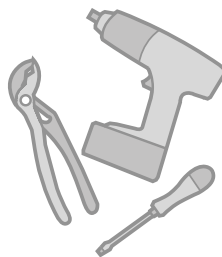
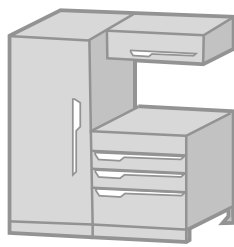



MAROLO



MARINE & OUTDOOR POWER EQUIPMENT CATALOGUE



ONLINE STORE

MAROLO SOCIÉTÉ ACTUALITÉS SERVICES DÉSTOCKAGE VIDÉOS CONTACT

- Identifiez-vous
- Créer un compte
- Recherchez sur le site



SPÉCIALISTE DES ÉQUIPEMENTS D'ATELIERS

MAROLO
MOTO

MAROLO
GREEN

MAROLO
MARINE

MAROLO
INDUSTRIE

MAROLO
CATALOGUE

Place orders 24/7

Compare product specifications and customization options

Check your order history from your personal account

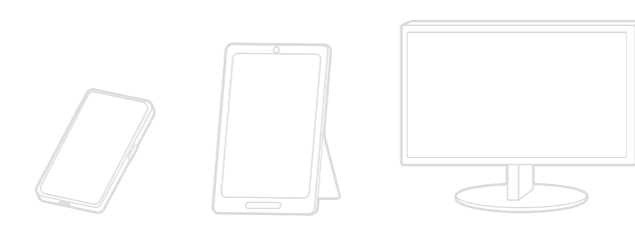
Get access to video content and all of our current catalogues

Visit us at :

WWW.MAROLOTEST.COM

Tel. +33 (0)2 41 2 29 29 - Email. contact@marolotest.com

CATALOGUES



Available for download
at WWW.MAROLOTEST.COM

OUR ENTERPRISE :

Established in France in 1958, **MAROLOTEST** specializes in the development, manufacture, and distribution of workshop equipment.

Our activity is focused on 3 main markets : Motorcycling, landscaping and outdoor power equipment, and marine equipment. In each of those fields, we work in strong partnership with premium brands all over the world, be it in Japan, Germany, the USA...

As the European leader in our domain, we are proud to offer our customers a broad range of products, mainly manufactured in our plant in France.

Equipment stamped «**MAROLO**» is recognized and chosen by professionals for its heavy-duty design, quality of construction, ergonomics and smartness. In our world, customer satisfaction always comes first, and our teams' strategy reflects this.



Our plant in Cholet, France.

OUR WARRANTY :

All of our products are provided with a 2-year warranty.

Within this period, any spare parts needing to be replaced will be shipped out to the dealer free of charge. The replacement is to be made by the dealer according to MAROLO's specifications.

This warranty does not cover inappropriate use, alteration of the product without MAROLO approval, or failure to follow the instruction manual.

For further information, please see our sales conditions at www.MAROLOTEST.com

OUR SKILL SET :



CATEGORIES

■ MAROLOSERVICES

■ VEHICLE LIFTS AND ACCESSORIES

- MAROLOWLIFT flat-liftsp.10-13
- MAROLOLIFT motorcycle liftp.14-19
- MODULIFT modular liftsp.20-31
- Custom colorways.....p.32-33
- Outdoor power equipment liftsp.34-43
- Summary p.44
- Lifting accessories p.45

■ TYRE MAINTENANCEp.53-58

■ ROBOT MOWER MAINTENANCE..... p.59

■ SOUNDPROOF CABINSp.62-63

■ SMART WORKSHOP FURNITUREp.64-73

■ MAROLOMARINE

- Engine standsp.74-80

■ DIAGNOSTIC TOOLSp.81-88

■ GENERAL WORKSHOP EQUIPMENT

- Compressors and accessoriesp.89-95
- Exhaust gas extractionp.96-99

■ OIL DISTRIBUTIONp.100-104

■ SMALL TOOLING

- Fully equipped tool trolleysp.105-109
- Miscellaneous handheld toolingp.110-124

■ MAROLOBIO CLEANING TANKSp.125-127

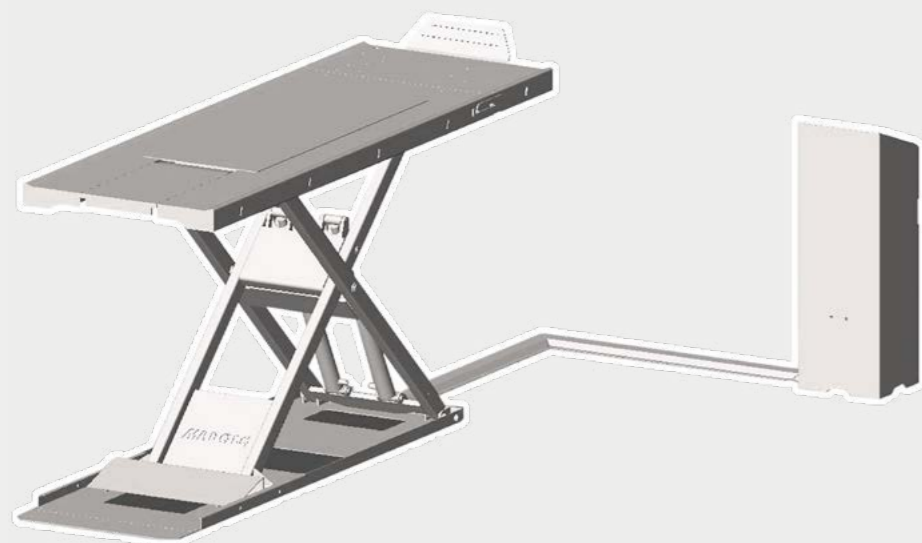
OUR EXPERTISE AT YOUR SERVICE



CE Commission experts

Our team includes two experts affiliated with the Standardization Bureau, division of the European Committee for Standardization (CEN).

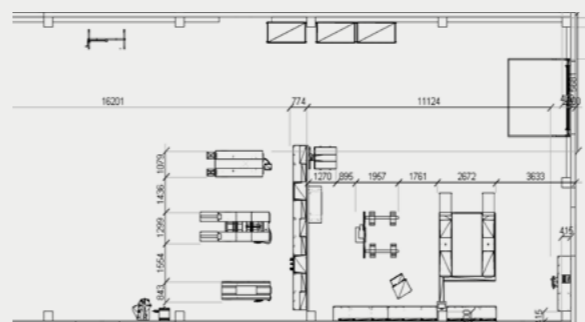
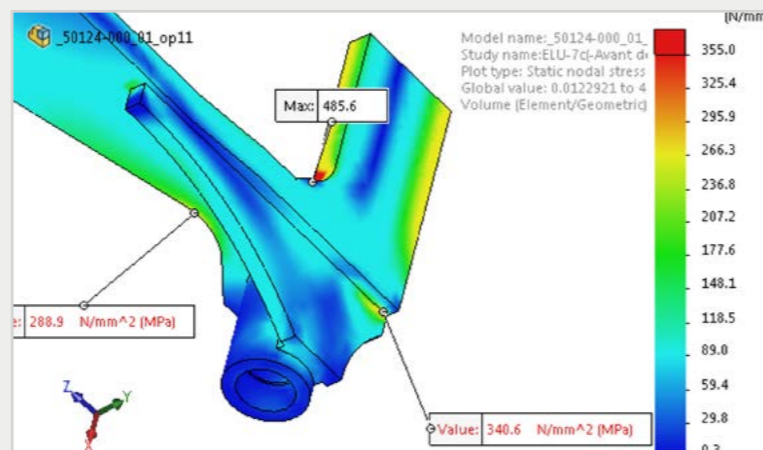
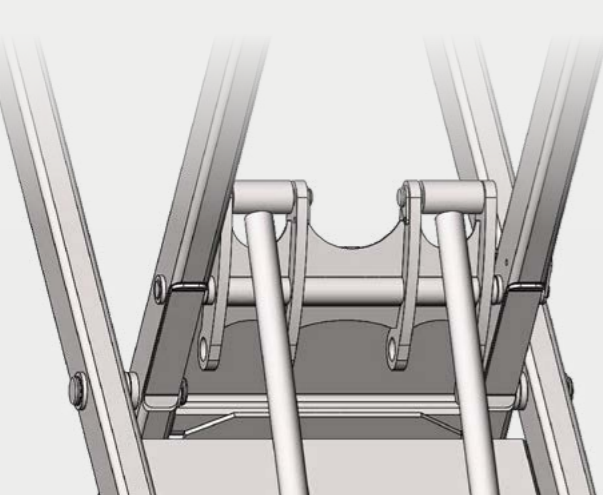
We therefore participate in the establishment of standards regarding workshop equipment, and we aim to ensure **workplace safety** for automotive professionals.



Design and development

MAROLO products are designed and conceived in our engineering office in Cholet, France. Our understanding of the latest technologies in terms of Computer Assisted Design (CAD) allows us to come up with **innovative** solutions, best suited to your needs as a professional.

We use finite element simulation software to test our materials, to guarantee their **strength and durability** under any circumstance.



Workshop design

We use **3D modeling** software to engineer your workshop, working around spatial constraints. We use our power supply and fluid management expertise to design a **safe and efficient workspace**, that suits any applicable standards.

We work in close partnership with outside parties involved in the development and building project, and take part in pre-construction meetings to ensure project completion under optimal conditions.



Customization options

As an equipment designer and manufacturer, we are able to expand our offer and **customize your space and equipments**, to suit your brand aesthetic.



VEHICLE LIFTS OVERVIEW

MAROLOLIFT

A range of extra-flat lifts, designed to assist in the maintenance of wide and low ground clearance vehicles. The lower platform makes installation easier and greatly improves working comfort, while also saving space in the workshop.



Power supply options :



2 wheels

3 wheels

4 wheels



MODULIFT


A range of versatile lifts, using the patented **MODULIFT** technology that makes them compatible with 2-, 3-, and 4- wheeled vehicles.



Power supply options :



2 wheels 3 wheels 4 wheels



VEHICLE LIFTS OVERVIEW

MAROLOLIFT


A range of lifts designed for the maintenance of two wheelers and mowing equipment of all sizes.




Power supply options :



HL / PL models



HA / PA models

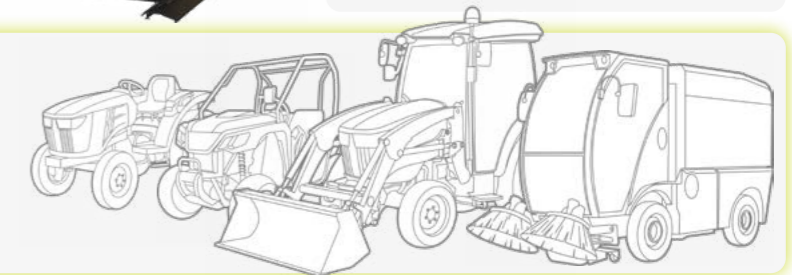


MAROLOGREEN

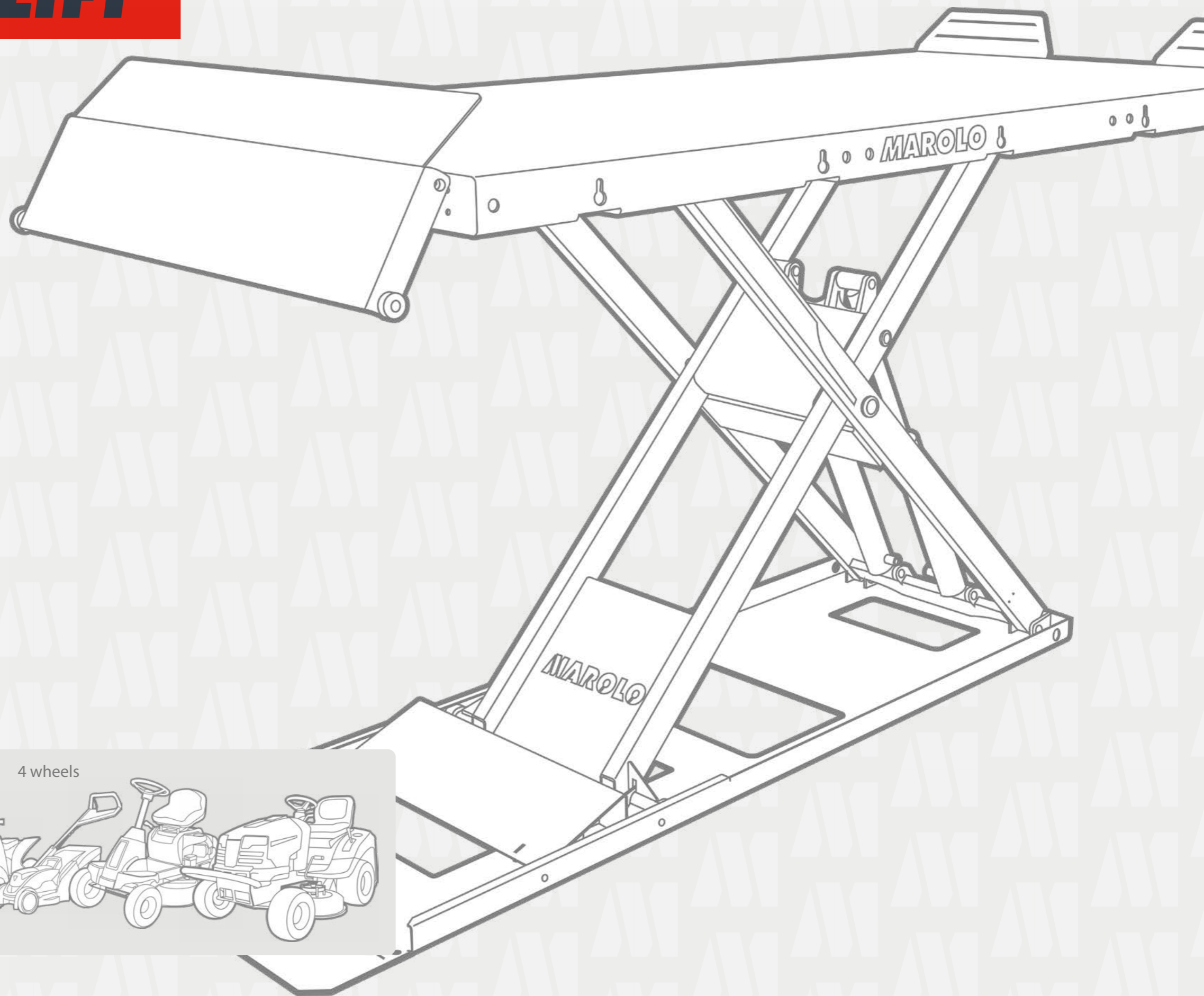
A range of lifts designed for the agricultural and landscaping world. Features the patented **VARILIFT** technology, suited for 3- and 4-wheeled vehicles and up to 3 tons.



Power supply options :



MAROLOLIFT




2 wheels



3 wheels



4 wheels



NEW

MADE IN FRANCE

EXTRA-FLAT LIFTS EXTRA-FLAT LIFTS

1200 WA - FLAT LIFT

COMPATIBLE WITH



CAPACITY



POWER SUPPLY

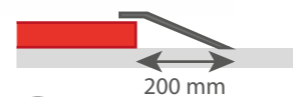


Heavy duty design for professional use
Designed for wide / low ground clearance vehicles, and lightweight 4-wheelers
The lift is only 80mm tall when lowered : No need for civil engineering

- 1 Pivoting and sliding access ramps
- 2 Pair of hydraulic jacks equipped with safety valves
- 3 Hydraulic jacks with concealed electro-hydraulic pump, in the side console (1200 WA) or integrated into furniture (1200 WAI)
- 4 Platform can be extended using removable extensions (sold separately)
- 5 2 protective cable casings included (not supplied for WAE, WAI, WAEI models)
Pneumatic outlet optional (Ref. 801356)

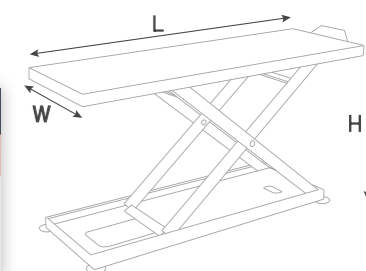


1200 WA MODEL - LOW POSITION

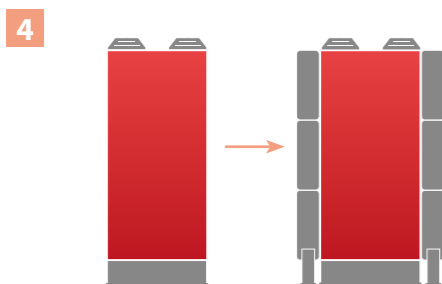


i The position of the console can be customized (right, left, front). *With controls integrated into furniture. See page 51

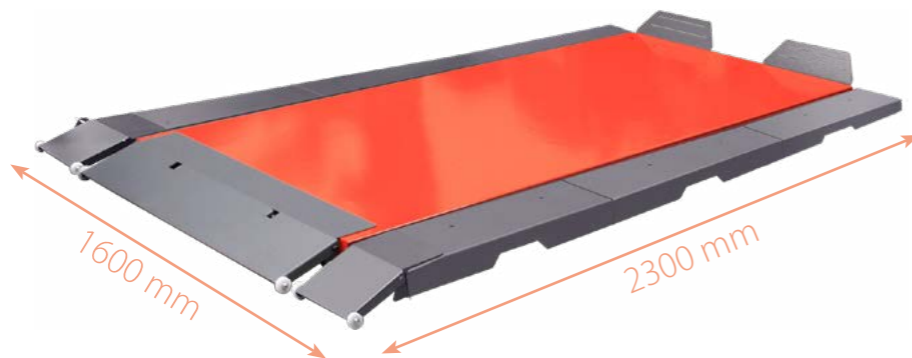
| PRODUCT SPECIFICATIONS | | | | | | | | |
|------------------------|-----------|---------|-------|---------|---------|----------|---|--------|
| MODEL | REFERENCE | MAX H | MIN H | L | W | CAPACITY | POWER SUPPLY | WEIGHT |
| 1200 WA | 804450 | 1200 mm | 80 mm | 2300 mm | 1100 mm | 600 kg | Electrical 230V 50Hz 1.1KW - 7.4A | 300 kg |
| 1200 WAI* | 804452 | | | | | | | |



Platform expansion



- + 6 extensions (Ref. 804421)
- + 2 access ramps (Ref. 804422)




AVAILABLE OPTIONS

EXTENSION PLATE

To widen the platform
Steel plate measuring 765 x 250 mm
Capacity : 100 kg

Sold by the unit
Ref. 804421



ACCESS RAMP

Pivoting ramp, converts into wheel stopper
To be fixed to the extension plate (Ref. 804421)

Sold by the unit
Ref. 804422


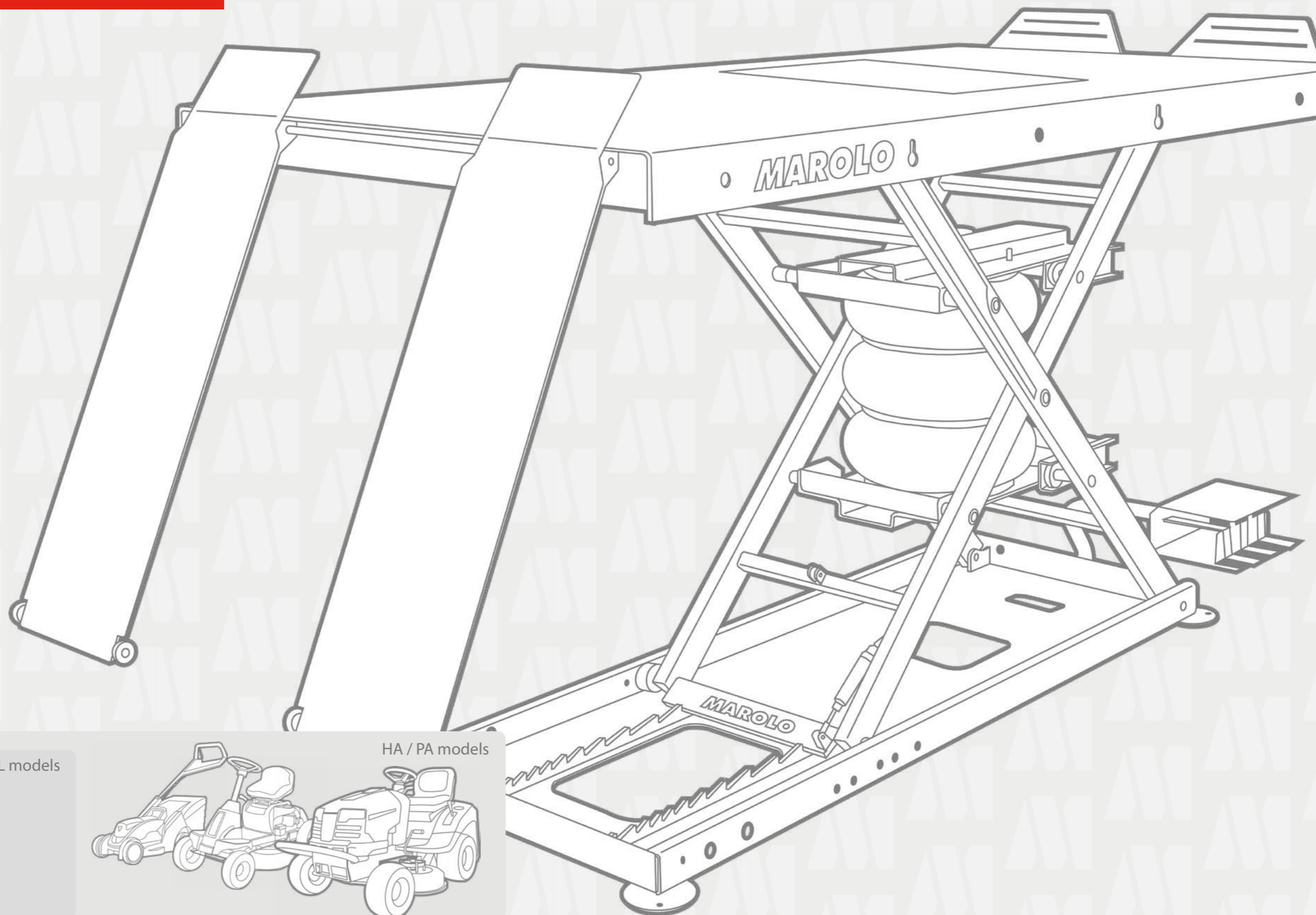


FRONT ACCESS RAMP


Fixed ramp for flat lift models
Secured at the front of the lift

Sold by the unit
Ref. 801362

Shown here on the 1200 W model.
Contact us to establish compatibility with your model.



HL / PL models



HA / PA models

PNEUMATIC LIFTS

MOTORCYCLE LIFTS - PL MODELS

COMPATIBLE WITH



CAPACITY



POWER SUPPLY



Heavy-duty design, suited for motorcycles and scooters

- 1 Manual safety mechanism
- 2 Removable access ramp
- 3 Smooth steel platform with raised edges to keep tools from falling off
- 4 Rear trap door
- 5 Pneumatic jack : the lift only requires compressed air to operate



1200 PL MODEL

| PRODUCT SPECIFICATIONS | | | | | | | | |
|------------------------|-----------|---------|---------|--------|----------|--------------------|---------------|--------|
| MODEL | REFERENCE | H | L | W | CAPACITY | POWER SUPPLY | SAFETY SYSTEM | WEIGHT |
| 1000 PL | 804010 | 1000 mm | 2200 mm | 750 mm | 400 kg | Pneumatic 8 Bar | Manual | 220 kg |
| 1200 PL* | 804040 | 1200 mm | | | 600 kg | | | 250 kg |

* Model available as in-ground model, with automatic safety system, buzzer signal and wall-mounted control panel. See page 50

HYDRAULIC LIFTS

MOTORCYCLE LIFTS - HL MODELS

COMPATIBLE WITH



CAPACITY



POWER SUPPLY



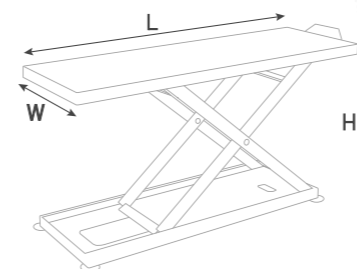
Heavy-duty design, suited for motorcycles and scooters

- 1 Manual safety mechanism
- 2 Removable access ramp
- 3 Smooth steel platform, suited for heavy vehicles
- 4 Rear trap door
- 5 Hydraulic jack



1200 HL MODEL

1200 HL MODEL - LOW POSITION



| PRODUCT SPECIFICATIONS | | | | | | | | |
|------------------------|-----------|---------|---------|--------|----------|---------------------------------------|---------------|--------|
| MODEL | REFERENCE | H | L | W | CAPACITY | POWER SUPPLY | SAFETY SYSTEM | WEIGHT |
| 1000 HL | 804082 | 1000 mm | 2200 mm | 750 mm | 500 kg | Electrical 230V - 50Hz - 1.1KW - 7.4A | Manual | 205 kg |
| 1001 HL | 804080 | | | | | Foot pump | | 200 kg |
| 1200 HL* | 804112 | 1200 mm | | | 600 kg | Electrical 230V - 50Hz - 1.1KW - 7.4A | | 230 kg |

* Model available as in-ground model, with automatic safety system, buzzer signal and wall-mounted control panel. See page 50

AVAILABLE OPTIONS

RETRACTABLE ACCESS RAMP

Reinforced chequered plate
Wide and automatic

Ref. 801437



ANTI-SLIP PLATE

Reinforced chequered steel grip plate
Protects the platform when using the motorcycle stand

Ref. 801352




MOTOFIXE WHEEL CLAMP

MOTOFIXE
Ref. 801430
See page 49



PNEUMATIC OUTLET

Ref. 801348



HYDRAULIC FOOT PUMP

Suited for HL lifts
Ref. 801346



AVAILABLE OPTIONS

AVAILABLE OPTIONS

HA & PA MODELS

COMPATIBLE WITH



CAPACITY

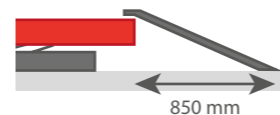


1200 HA model - Ref. 804132



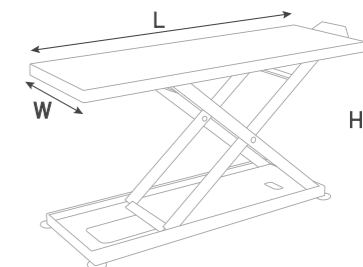
1200 PA model - Ref. 804060

Designed for heavier and wider vehicles
Heavy-duty design
Smooth, extra-wide steel platform
1 Central trap door for easy access underneath the vehicle
2 Sliding access ramps
Operated by remote control (hydraulic model)
or pedal-board (pneumatic model)



PRODUCT SPECIFICATIONS

| MODEL | REF. | H | L | W | CAPACITY | POWER SUPPLY | WEIGHT |
|----------|--------|---------|---------|---------|----------|-------------------------|--------|
| 1000 PA | 804030 | 1000 mm | | | 400 kg | Pneumatic | 235 kg |
| 1200 PA* | 804060 | 1200 mm | | | 600 kg | 8 Bar | 270 kg |
| 1001 HA | 804100 | 1000 mm | 2120 mm | 1100 mm | 500 kg | Foot pump | 210 kg |
| 1000 HA | 804102 | | | | | Electrical | 215 kg |
| 1200 HA* | 804132 | 1200 mm | | | 600 kg | 230V - 50Hz 15KW-95A | 270 kg |



* Model available as in-ground model, with automatic safety system, buzzer signal and wall-mounted control panel

1200 HA model - Ref. 804132

1200 PA model - Ref. 804060



AVAILABLE OPTIONS

ADDILIFT MC

Facilitates access to the blades and other hard to reach elements
Capacity : 250 kg

Ref. 801580
See page 46



ADDICRANE

Adjustable in width
Can be used alone or in association with a lift

Several models available
See page 47



AUTOMATIC STRAPS

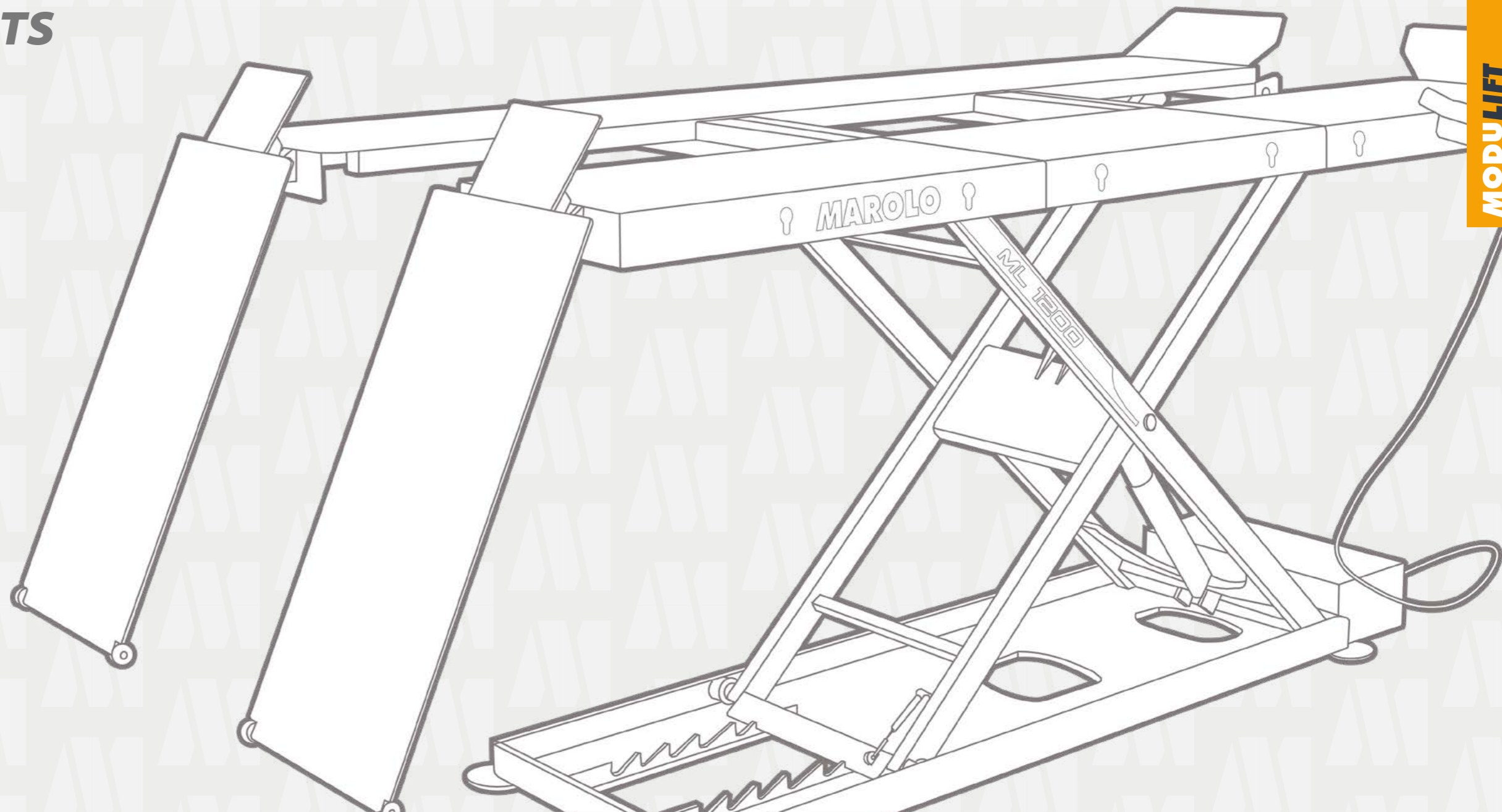
Attaches directly to the trailer or the lift
Length : 2.6 m
Capacity : 500 daN (about 500 kg)

Sold by the unit
Ref. 800860




MODULIFT

MODULAR LIFTS




MODULIFT



2 wheels




3 wheels



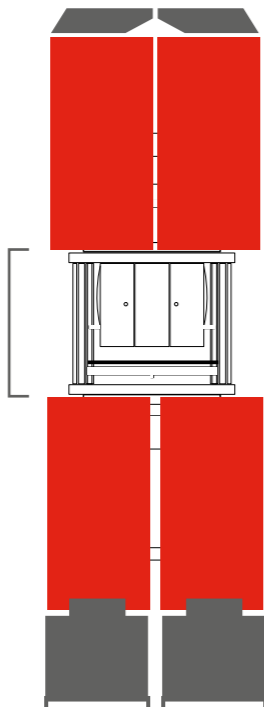
4 wheels



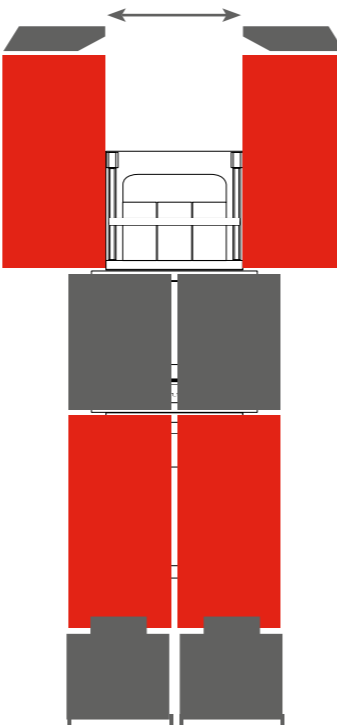
Closed platform



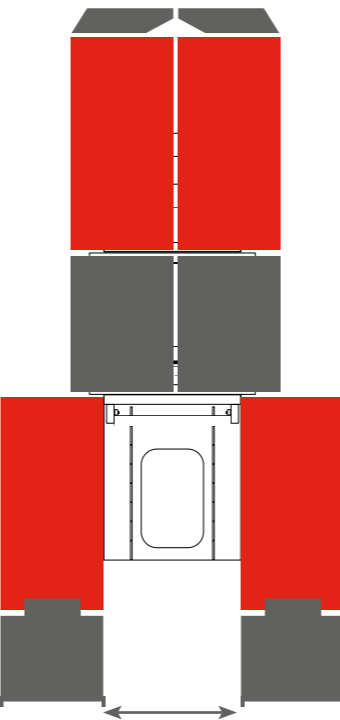
Closed platform without central plates



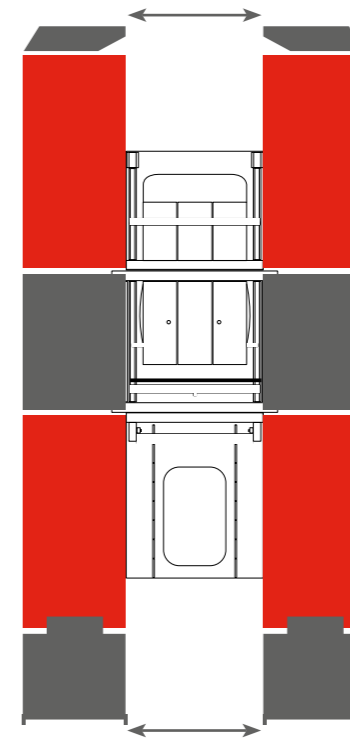
Closed platform with front plates opened



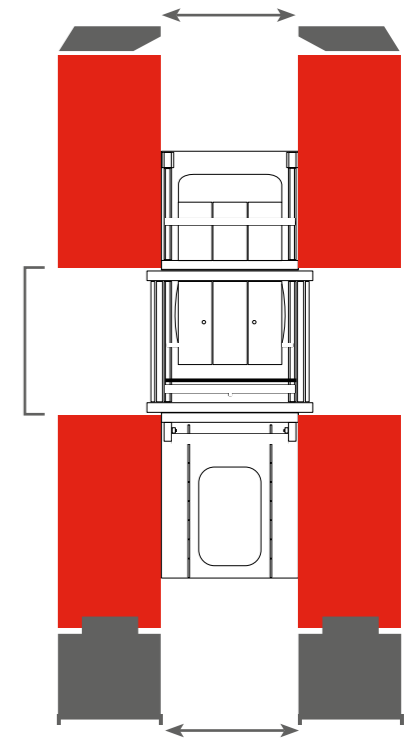
Closed platform with back plates opened



Opened platform



Opened platform without central plates



THE PATENTED MODULIFT CONCEPT

- Platform comprised of 6 individual plates
- Each plate slides individually
- Central plates (grey) can be removed

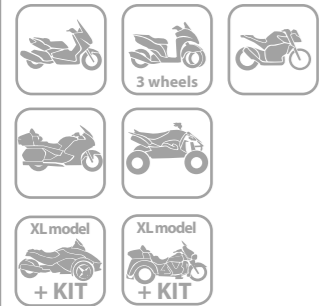


- Modular platform adaptable to the vehicle's width
- Designed for professional use
- 2 power supply options : Hydraulic and pneumatic
- Heavy-duty design
- CE compliant



MODULIFT LIFTS - MOP MODELS

COMPATIBLE WITH



CAPACITY

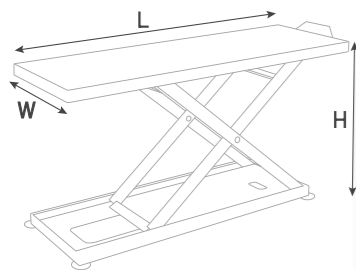


POWER SUPPLY



Heavy-duty design, suited for 2-, 3- and 4-wheeled vehicles

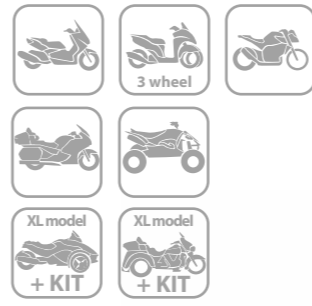
- 1 Platform comprised of 6 individual plates, with both central plates removable
- 2 Automatic safety system
- 3 Pneumatic outlet (to power pneumatic tooling)
- 4 Wide and automatic access ramps
- 5 Pneumatic jack : the lift only requires compressed air to operate



| PRODUCT SPECIFICATIONS | | | | | | | | | |
|------------------------|--------|---------|---------|---------|--------|----------|-----------------|---------------|--------|
| MODEL | REF. | H | L | max W | min W | CAPACITY | POWER SUPPLY | SAFETY SYSTEM | WEIGHT |
| 1200 MOP | 801534 | 1200 mm | 2300 mm | 1300 mm | 800 mm | 600 kg | Pneumatic 8 Bar | Automatic | 310 kg |
| 1200 MOP XL | 801556 | | 2500 mm | 1500 mm | 900 mm | | | | 390 kg |

MODULIFT LIFTS - MOH MODELS

COMPATIBLE WITH



CAPACITY



POWER SUPPLY



Heavy-duty design, suited for 2-, 3- and 4-wheeled vehicles

- 1 Platform comprised of 6 individual plates, with both central plates removable
- 2 Automatic safety system (1200 MOH and 1200 MOH XL models)
- 3 Pneumatic outlet (to power pneumatic tooling)
- 4 Wide and automatic access ramps
- 5 Heavy-duty hydraulic jack



| PRODUCT SPECIFICATIONS | | | | | | | | | |
|------------------------|--------|---------|---------|---------|--------|----------|--|---------------|--------|
| MODEL | REF. | H | L | max W | min W | CAPACITY | POWER SUPPLY | SAFETY SYSTEM | WEIGHT |
| 1000 MOH | 801539 | 1000 mm | 2300 mm | 1300 mm | 800 mm | 500 kg | Electric 230V - 50Hz - 1.1K - 7.4A* | Manual | 280 kg |
| 1200 MOH | 801535 | | | | | 600 kg | | | 310 kg |
| 1200 MOH XL | 801555 | 1200 mm | 2500 mm | 1500 mm | 900 mm | 600 kg | Electric 230V - 50Hz - 1.1K - 7.4A + Pneumatic 8 Bar | Automatic | 390 kg |

* Compressed air (8 Bar) required to use a Motofixe wheel clamp

AVAILABLE OPTIONS

MOTOFIXE

MODULIFT MOTOFIXE
Ref. 801435



Closed position

Opened position

3rd WHEEL KIT

For 1200 MOP XL / MOH XL :
Ref. 801529
for 1200 MOPE XL / MOHE XL (=in-ground) :
Ref. 801550



MAROLO

AUTOMATIC STRAP

Sold by the unit
Ref. 800860
See page 49



MAROLO

REAR STAND

Ref. 800538
See page 52



Tel. +33 (0)2 41 29 29 29 - Email. contact@marolotest.com

ADDICRANE

Ref. 801427
See page 47



25

Tel. +33 (0)2 41 29 29 29 - Email. contact@marolotest.com

Tel. +33 (0)2 41 29 29 29 - Email. contact@marolotest.com

MODULIFT LIFT - 1400 MOH MODELS

COMPATIBLE WITH



CAPACITY



POWER SUPPLY

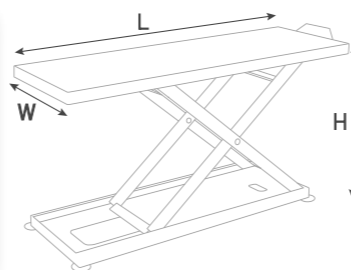
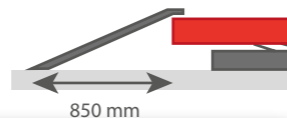


- Suited for heavy vehicles
Heavy-duty design, for use with 2-,3-, or 4-wheeled vehicles
- 1 Platform comprised of 6 individual plates, with both central plates removable
 - 2 Automatic safety system
 - 3 Pneumatic outlet (to power pneumatic tooling)
 - 4 Wide and automatic access ramps
 - 5 Dual hydraulic jacks



PRODUCT SPECIFICATIONS

| MODEL | REF. | H | L | max W | min W | CAPACITY | POWER SUPPLY | SAFETY SYSTEM | WEIGHT |
|-------------|--------|---------|---------|---------|---------|----------|--------------------------------------|---------------|--------|
| 1400 MOH | 801532 | 1400 mm | 2500 mm | 1500 mm | 900 mm | 1200 kg | Electric 230V - 50Hz 1.5KW - 9.5A | Automatic | 490 kg |
| 1400 MOH XL | 801542 | | 2800 mm | 1700 mm | 1100 mm | 800 kg | + Pneumatic 8 Bar | | 535 kg |



MODULIFT LIFTS - 1400 MOH XL MODEL

COMPATIBLE WITH



CAPACITY



POWER SUPPLY



AVAILABLE OPTIONS

MOTOFIXE

MODULIFT MOTOFIXE
Ref. 801435



Closed position

Opened position

3rd WHEEL KIT

For 1400 MOH : Ref. 801529
For 1400 MOHE (=in-ground) : Ref. 801550
For 1400 MOH XL : Ref. 801551
For 1400 MOHE XL (=in-ground) : Ref. 801553



AUTOMATIC STRAP

Sold by the unit
Ref. 800860
See page 49



PLATFORM EXTENSION KIT

For 1400 MOH XL model only
Adds up to 400 mm to platform length
Ref. 801552



ADDICRANE

Ref. 801427
See page 47



MODULIFT LIFT - 1400 MOH XL MODEL

COMPATIBLE WITH



CAPACITY



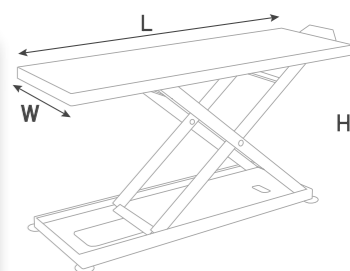
POWER SUPPLY



Patented MODULIFT technology : Platform comprised of 6 individual plates with 2 removable central plates
 Designed for heavy and 4 wheeled vehicles
 Ultra-wide platform : 1.7 x 2.8 m
 1 Automatic safety mechanism
 2 Automatic reinforced access ramps
 3 2 hydraulic jacks
 Pneumatic outlet (to power pneumatic tooling)
 Magnetic remote controller



| PRODUCT SPECIFICATIONS | | | | | | | | | |
|------------------------|--------|---------|---------|---------|---------|----------|----------------------|------------------|--------|
| MODEL | REF. | H | L | MAX. W | MIN. W | CAPACITY | POWER SUPPLY | SAFETY MECHANISM | WEIGHT |
| 1400 MOH | 801532 | 1400 mm | 2500 mm | 1500 mm | 900 mm | 1200 kg | Electric 230V - 50Hz | Automatic | 490 kg |
| 1400 MOH XL | 801542 | | 2800 mm | 1700 mm | 1100 mm | 800 kg | + Pneumatic 8 Bar | | 535 kg |



AVAILABLE OPTIONS

PLATFORM EXTENSION KIT
 Adds up to 400 mm to platform length
 Ref. 801552

3rd WHEEL KIT
 Ref. 801551

AUTOMATIC STRAP
 Length : 2.6 m
 Capacity : 500 daN (about 500 kg)
 Sold by the unit
 Ref. 800860

MODULIFT LIFT - 2000 MOH MODEL

COMPATIBLE WITH



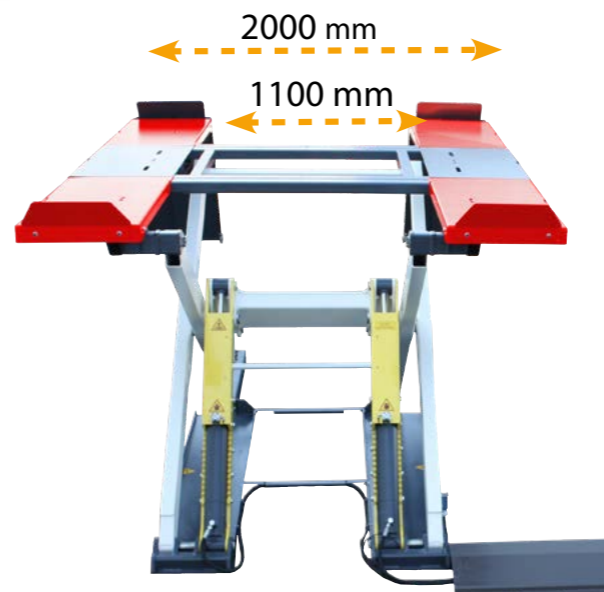
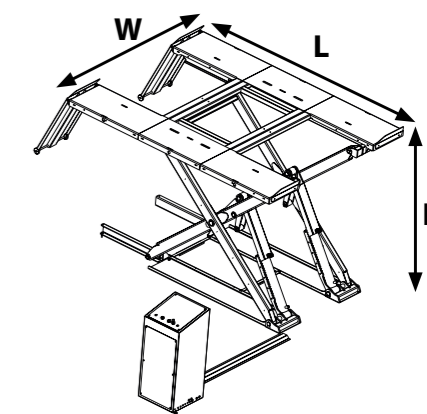
CAPACITY



POWER SUPPLY



- Patented MODULIFT technology : Platform comprised of 6 individual plates with 2 removable central plates
- Designed for heavy and 3-, 4-wheeled vehicles
 - Quick expansion of the platform by sliding the lateral plates
 - Safe and easy access under the vehicle
 - Lifts up to 2 tons
 - Automatic safety system
 - Reinforced automatic access ramps
 - 2 hydraulic jacks
 - Pneumatic outlet (to power pneumatic tooling)
 - Operated from a side console
 - Dead man's control for additional safety



AVAILABLE OPTIONS

2000 MOH PLATFORM EXTENSION KIT

Ref. 804337



2000 MOH 3rd WHEEL KIT

Ref. 804335



PRODUCT SPECIFICATION

| MODEL | REF. | SIDE CONSOLE POSITION | H | | L | W | | MAX. TRACK WIDTH CENTERED ON THE PLATFORM | MIN. TRACK WIDTH CENTERED ON THE PLATFORM | WALK-IN SPACE BETWEEN PLATFORMS | | POWER SUPPLY | CAPACITY | WEIGHT |
|------------------|--------|-----------------------|--------|---------|---------|---------|---------|---|---|---------------------------------|---------|--|----------|--------|
| | | | MIN. | MAX. | | MIN. | MAX. | | | MIN. | MAX. | | | |
| 2000 MOH (RIGHT) | 804330 | Right | 210 mm | 1700 mm | 2600 mm | 1400 mm | 2000 mm | 1550 mm | 950 mm | 500 mm | 1100 mm | Pneumatic 8 Bar Electric 230V - 50Hz 1.5KW - 95A | 2000 kg | 890 kg |
| 2000 MOH (LEFT) | 804340 | Left | | | | | | | | | | | | |



CUSTOM COLORWAYS

To suit your brand aesthetic or to liven up the workshop, we put our skills at your service and customize your equipment.



REACH OUT TO US FOR A QUOTE



1200 MOH - Ref. 801535+PAINT01





1200 PA - Ref. 804060+PAINT01



1000 MOH - Ref. 801539+PAINT01

OUTDOOR POWER EQUIPMENT LIFTS



BLADE CHAMBER SUPPORT TROLLEY

COMPATIBLE WITH



CAPACITY



Standalone trolley, separate from the lift
 Best used in conjunction with a 1000 LV lift
 Supports the blade chamber on riding mowers, for easy access to the blades
 Mounted on 4 directional wheels
 Adjustable width to suit the unit



ADJUSTABLE WIDTH

PRODUCT SPECIFICATIONS

| REFERENCE | LENGTH OF THE PLATFORM | MAX. WIDTH | HEIGHT | WEIGHT |
|-----------|------------------------|------------|---------|--------|
| 700421 | 2635 mm | 2230 mm | 1900 mm | 35 kg |

120 LVP

COMPATIBLE WITH



CAPACITY



POWER SUPPLY



360° pivoting platform for the maintenance of small mowers
 Removable 1000 x 300 mm central trap door allows easy access to blades
 Supplied with a pair of straps



PRODUCT SPECIFICATIONS

| REF. | MIN. H | MAX. H | TOTAL H | L | W | CAPACITY | POWER SUPPLY | WEIGHT |
|--------|--------|---------|---------|---------|--------|----------|-----------------|--------|
| 700410 | 100 mm | 1100 mm | 2250 mm | 1350 mm | 900 mm | 120 kg | Pneumatic 8 Bar | 80 kg |

LEV 1000

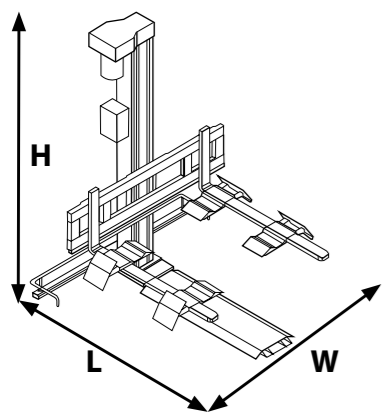
COMPATIBLE WITH



CAPACITY



POWER SUPPLY



1000 LV

LEV 1000 - WITHOUT BASE

Electro-mechanical column lift

Equipped with a worm screw, lifts most 3- and 4-wheeled vehicles

- 1 Adjustable wheelbase from 880 mm to 2100 mm
 - 2 Steel forks with central adjustment system for precise calibration
 - 3 Reversible wheel stands to position the wheel inside or outside of the fork
- Max. track : 1300 mm. Wheel stands are equipped with automatic stoppers (Min. height : 100 mm)
- 4 Safety fence (only on model with a base)



OPTION

MICROCAR SUPPORT KIT

Set of 4 feet
Ref. 700422



MAROLO SERVICES



We'll research your project
☎ 02 41 29 29 29

PRODUCT SPECIFICATIONS

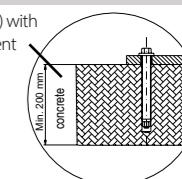
| MODEL | REF. | H | L | W | WHEELBASE | COURSE | MAX. LIFTING HEIGHT | CAPACITY | POWER SUPPLY | WEIGHT |
|-------------------|--------|---------|---------|---------|-----------------------------|--------------|---------------------|----------|---------------------------|--------|
| LEV 1000 | 700418 | | 2230 mm | | | | 1750 mm | | | 650 kg |
| LEV 1000 W/O BASE | 700425 | 2635 mm | | 1900 mm | Min. 880 mm Max. 2100 mm | Max. 1300 mm | 1700 mm | 1000 kg | Three-phase 380 V - 50 Hz | 520 kg |



MINIMUM REQUIREMENTS TO INSTALL A LEV 1000 LIFT (WITHOUT BASE)

The lift must be mounted on a flat, even and level concrete floor, free of expansion joints or cracks. Said floor must be able to withstand the pressure applied by the column in the most extreme loading conditions : It must tolerate a pressure of at least 35 N/mm² (RCK 35)
The concrete layer must be able to support the anchoring dowels and have a good consistency over at least 200mm. All of these requirements must be met over a minimal surface area of 1750 x 1600 mm.

Rck 35 concrete (35 N/mm²) with double steel reinforcement



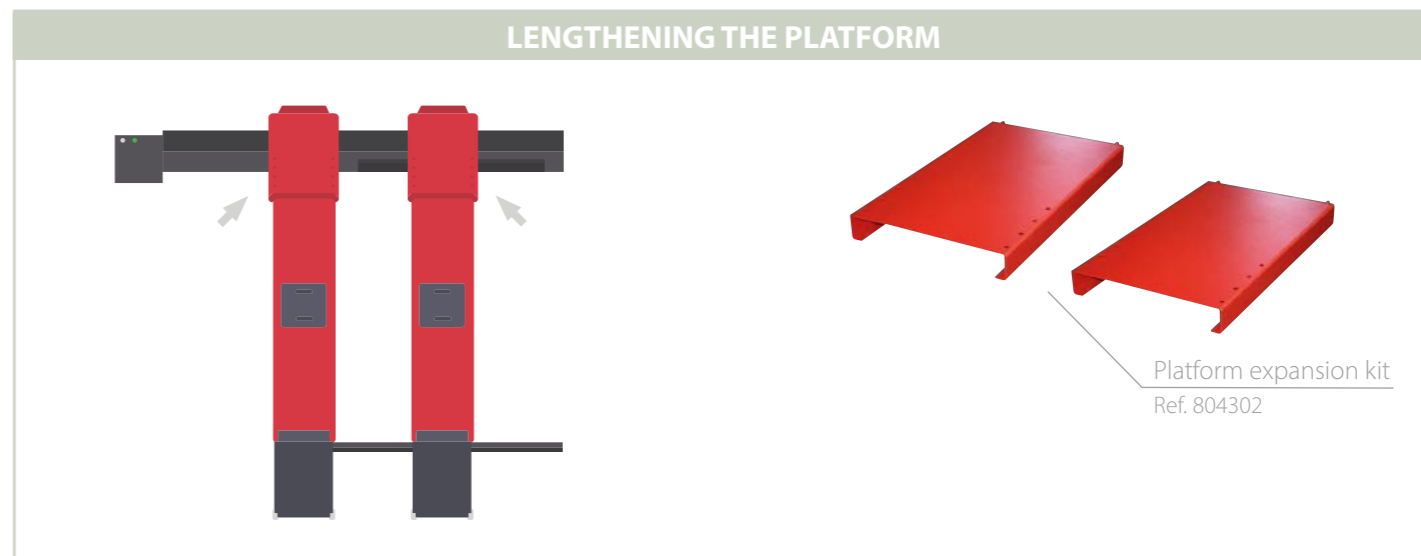
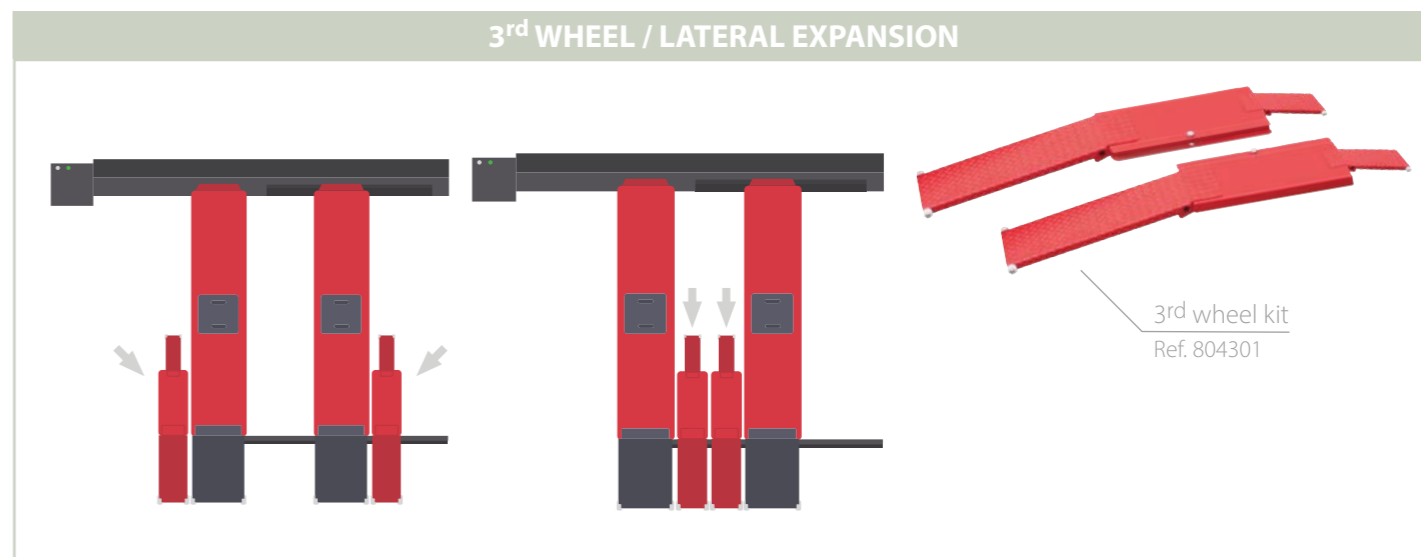
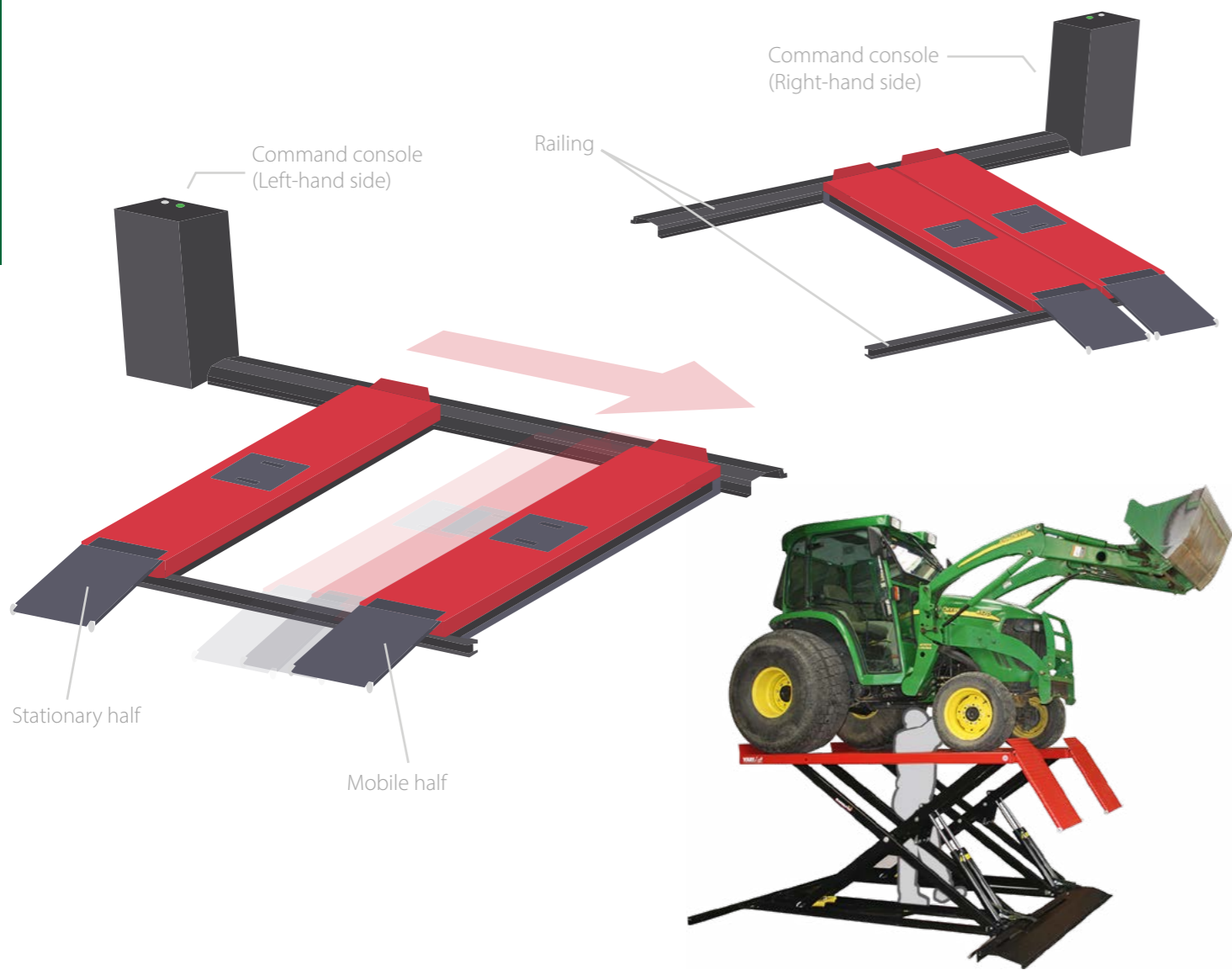


THE PATENTED VARILIFT TECHNOLOGY

- Two synchronized lifts mounted on rails
- Platform is adjustable in width by sliding along the rail
- Leaves free room under the vehicle for easy access



- Versatile design suited for outdoor power equipment of all shapes
- Adaptable to 3-wheeled vehicles
- Lifts up to 3 tons



VARILIFT

COMPATIBLE WITH



CAPACITY



POWER SUPPLY



Adjustable width

Varilift - high position
Console on right-hand side



Varilift - low position
Platform expansion kit sold separately


Patented VARILIFT technology : Two synchronised lifts mounted on rails
Platform adjustable in width by sliding on rails
Designed for 3- and 4-wheeled vehicles, weighing up to 3 tons
Easy and safe access under the vehicle
Lifts up to 1.7m high
4 synchronized hydraulic jacks
Pneumatic outlet (to power pneumatic tooling)
Operated from a side console with dead man's control for additional safety

Railing can be cut down to 2 meters to save space : ref. MODIF01

AVAILABLE OPTIONS

PLATFORM EXPANSION KIT

Max. capacity of 2 tons, decremental depending on the expansion's position
Ref. 804302



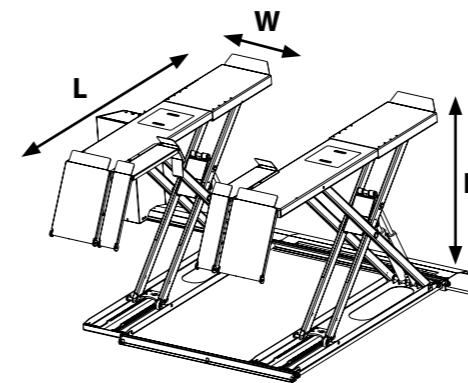
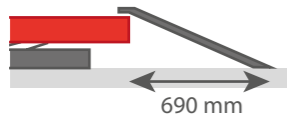
3rd WHEEL KIT

Max. capacity : 250 kg per ramp
Ref. 804301

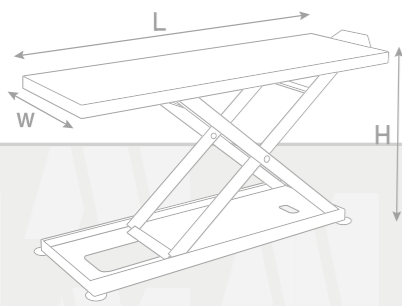


PRODUCT SPECIFICATIONS

| MODEL | REF. | CONSOLE POSITION | H | | PLATFORM | | MAX. EXTERNAL WIDTH | MAX. TRACK WIDTH CENTERED ON PLATFORM | MIN. TRACK WIDTH CENTERED ON PLATFORM | WALK-IN SPACE BETWEEN PLATFORMS | POWER SUPPLY | MAX. CAPACITY | WEIGHT |
|--------------|--------|------------------|--------|---------|----------|--------|---------------------|---------------------------------------|---------------------------------------|---------------------------------|--|---------------|--------|
| | | | MIN. H | MAX. H | L | W | | | | | | | |
| Varilift - D | 804300 | Right-hand side | 160 mm | 1700 mm | 2600 mm | 600 mm | 2700 mm | 2100 mm | 700 mm | 1480 mm | Three phase 380V - 50Hz - 10A - 2.2KW Pneumatic 8 Bar | 3000 kg | 890 kg |
| Varilift - G | 804310 | Left-hand side | | | | | | | | | | | |



SUMMARY

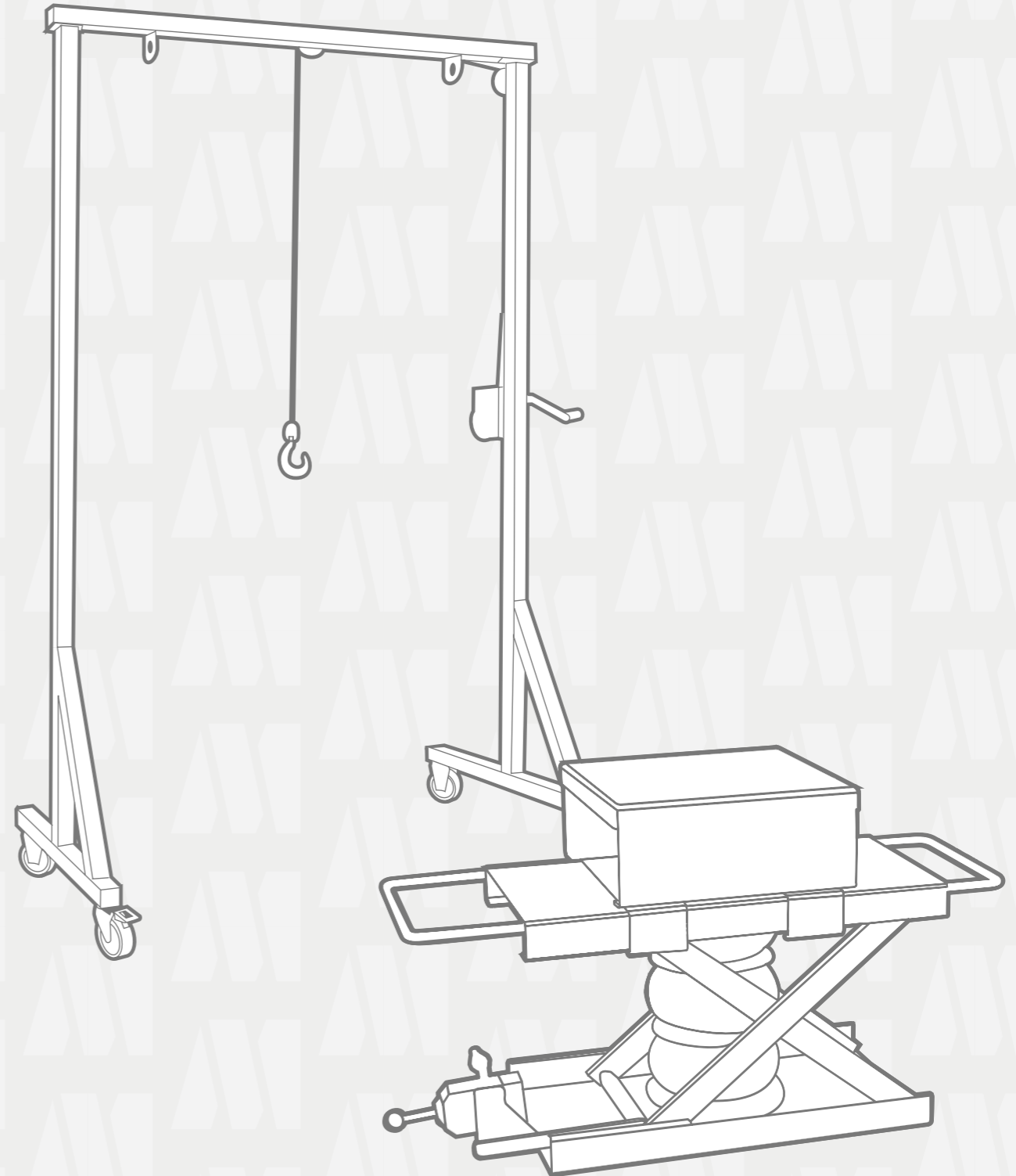


LIFT SPECIFICATIONS

| MODEL | REFERENCE | H | L | W | CAPACITY | SAFETY SYSTEM | CONTROLS | POWER SUPPLY | | |
|----------------------------|-----------|---------|---------|--------------|---------------|----------------------------------|---------------------------|---|--------------------|---|
| MAROLOLIFT pneumatic lifts | | | | | | | | | | |
| 1200 WA | 804450 | 1200 mm | 2300 mm | 1100 mm | 600 kg | Double jack + safety valves | Side console | Electric 230V 50Hz 1.1KW - 7.4A | | |
| 1200 WAE | 804453 | | | | | | Wall control panel | | | |
| 1200 WAI | 804452 | | | | | | Integrated into furniture | | | |
| 1200 WAEI | 804454 | | | | | | | | | |
| MAROLOLIFT pneumatic lifts | | | | | | | | | | |
| 1000 PL | 804010 | 1000 mm | 2200 mm | 750 mm | 400 kg | Manual | Pedal board | Pneumatic - 8 Bar | | |
| 1200 PL | 804040 | 1200 mm | | | | | | | | |
| 1200 PLE | 804041 | 1200 mm | 2120 mm | 1100 mm | 600 kg | Auto + buzzer | Wall control panel | Electric - 230V - 50Hz + Pneumatic - 8 bar | | |
| 1000 PA | 804030 | 1000 mm | | | | | | | 400 kg | Manual |
| 1200 PA | 804060 | 1200 mm | | | 600 kg | Auto + buzzer | Wall control panel | | | |
| 1200 PAE | 804061 | 1200 mm | | | | | | | | |
| MAROLOLIFT hydraulic lifts | | | | | | | | | | |
| 1001 HL | 804080 | 1000 mm | 2200 mm | 750 mm | 400 kg | Manual | Remote controller | Foot pump | | |
| 1000 HL | 804082 | | | | | | | Electric - 230V - 50Hz | | |
| 1200 HL | 804112 | 1200 mm | | | 600 kg | Auto + buzzer | Wall control panel | Electric - 230V - 50Hz + Pneumatic - 8 bar | | |
| 1200 HLE | 804113 | 1000 mm | | | | | | | | |
| 1001 HA | 804100 | 1000 mm | 1200 mm | 750 mm | 500 kg | Manual | Remote controller | Foot pump | | |
| 1000 HA | 804102 | | | | | | | Electric - 230V - 50Hz + Pneumatic - 8 bar | | |
| 1200 HA | 804132 | 600 kg | | | Auto + buzzer | Wall control panel | | | | |
| 1200 HAE | 804133 | | | | | | | | | |
| MODULIFT lifts | | | | | | | | | | |
| 1200 MOP | 801534 | 1200 mm | 2300 mm | 800↔1300 mm | 600 kg | Automatic | Pedal board | Pneumatic - 8 Bar | | |
| 1200 MOPE | 801536 | | | | | | Wall control panel | | | |
| 1200 MOP XL | 801556 | | 2500 mm | 900↔1500 mm | | | Auto + buzzer | | Wall control panel | Electric - 230V - 50Hz + Pneumatic - 8 bar |
| 1200 MOPE XL | 801558 | | | | | | | | | |
| 1000 MOH | 801539 | 1000 mm | 2300 mm | 800↔1300 mm | 500 kg | Manual | Remote controller | Electric - 230V - 50Hz | | |
| 1200 MOH | 801535 | 1200 mm | | | | | | | 600 kg | Auto + buzzer |
| 1200 MOHE | 801537 | 2500 mm | | | 900↔1500 mm | Automatic | Remote controller | | | |
| 1200 MOH XL | 801555 | | | | | | | | | |
| 1200 MOHE XL | 801559 | 1400 mm | 2800 mm | 1100↔1700 mm | 800 kg | Automatic | Remote controller | Electric - 230V - 50Hz + Pneumatic - 8 bar | | |
| 1400 MOH | 801532 | 1200 kg | | | | | | | Auto + buzzer | Wall control panel |
| 1400 MOHE | 801547 | | | | | | | | | |
| 1400 MOH XL | 801542 | | | | | | | | | |
| 1400 MOHE XL | 801543 | 1700 mm | 2600 mm | 1400↔2000 mm | 2000 kg | Double jack + Dead man's control | Side console | | | |
| 2000 MOH RIGHT | 804330 | | | | | | | | | |
| 2000 MOH LEFT | 804340 | 1700 mm | | | | | | | | |
| MAROLOGREEN lifts | | | | | | | | | | |
| LEV 1000 | 700418 | 1750 mm | 2230 mm | 1900 mm | 1000 kg | Manual | Manual | Three phase 380V - 50Hz 2.2KW - 10A | | |
| LEV 1000 W/O BASE | 700425 | 1700 mm | 2050 mm | | | | | | | |
| Varilift D | 804300 | 2600 mm | 2700 mm | | | | | | 3000 kg | Double jack + Dead man's control |
| Varilift G | 804310 | | | | | | | | | |

MAROLO ACCESSORIES

LIFTING ACCESSORIES



MINI LIFT

Mini manual or pneumatic lift
Can be used on its own or on top of a full scale motorcycle lift
Adjustable height
Built durably for professional use

Support plates and wedge sold separately :
Wedge + support plates for pneumatic model : Ref. 801503
Support plates for manual model : ref. 801505

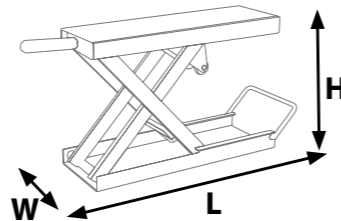
PNEUMATIC MODEL (Ref. 801502)
+ WEDGE(Ref. 801503)



MANUAL MODEL (Ref. 801504)
+ SUPPORT PLATES (Ref. 801505)



PNEUMATIC MODEL (Ref. 801502)



PRODUCT SPECIFICATIONS

| MODEL | REF. | H MAX | H MIN | L | I | CAPACITY | PWR. SUPPLY | WEIGHT |
|-----------|--------|--------|--------|--------|--------|----------|-----------------|--------|
| MANUAL | 801504 | 330 mm | 120 mm | 505 mm | 160 mm | 300 kg | Manual | 18 kg |
| PNEUMATIC | 801502 | 270 mm | 110 mm | 450 mm | 230 mm | 400 kg | Pneumatic 8 Bar | 20 kg |

ADDILIFT MC CRANE

COMPATIBLE WITH



CAPACITY



Supplied with 2 straps
Designed to hoist riding mowers and tillers on top of a lift
Allows easy access to the blade chamber and other hard to access elements
Doesn't require any additional power
Lifts up to 250 kg




SPECIFICATIONS

| REF. | MAX. HEIGHT | MIN. HEIGHT | CAPACITY | WEIGHT |
|--------|-------------|-------------|----------|--------|
| 801580 | 2685 mm | 1756 mm | 250 kg | 38 kg |

OPTION

ADDILIFT LIFTING BEAM

Ref.801581

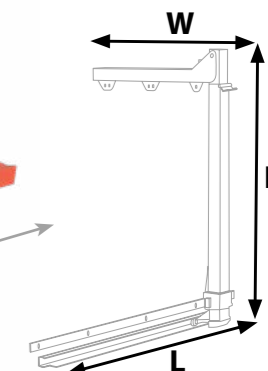



ADDILIFT

CAPACITY



Add-on crane affixed to the lift
Doesn't require any additional power to operate
Slides on a rail along the lift's platform
Pivoting arm
Capacity : 250 kg
Compatible with lift models : (P, PL, H, HL since 2001)



PRODUCT SPECIFICATIONS

| REFERENCE | MAX. H | MIN. H | L | W | CAPACITY | WEIGHT | COLORWAY |
|-----------|---------|---------|---------|--------|----------|--------|----------|
| 801530 | 2685 mm | 1760 mm | 1840 mm | 850 mm | 250 kg | 45 kg | Black |

EASILY REMOVABLE

LIFTING FROM THE BACK

LIFTING FROM THE FRONT



Safe for the fairing

* A single crane can be used on several lifts if the latter are equipped with a railing (ref. 801533)


For more motorcycle workshop equipment, ask for the dedicated catalogue or visit us at www.marolotest.com



ADDICRANE 250



Portable gantry crane
Can be used on its own or on top of a lift
Equipped with 4 pivoting wheels, 2 of which are braked
Hoist equipped with automatic brakes
Adjustable width



Available colorways:

ADDICRANE 500



XXL gantry crane that lifts up to 500 kg
4 pivoting wheels, 2 of which are braked
Equipped with a sliding hoist, manual or electric
Adjustable width

Available colorways:

OPTION

INFLATABLE WHEELS

For Addicrane 500 models
Set of 4 pivoting inflatable wheels,
two of which are braked
Ideal for uneven terrain

Ref. 801586



PRODUCT SPECIFICATION

| MODEL | REF. | TOTAL HEIGHT | USABLE HEIGHT | TOTAL WIDTH | USABLE WIDTH | CAPACITY | WIDTH | COLORWAY |
|--------------------------------------|---------|--------------|---------------|-------------|--------------|----------|--------|----------|
| ADDICRANE 250 - Manual hoist | 801427 | 2480 mm | 2200 mm | 1700 mm | 1550 mm | 250 kg | 60 kg | Grey |
| ADDICRANE 250 - Manual hoist | 801427Y | | | | | | | Black |
| ADDICRANE 500 - Manual chain hoist | 801585 | 3450 mm | 2920 mm | 3000 mm | 2750 mm | 500 kg | 115 kg | Grey |
| ADDICRANE 500 - Electric chain hoist | 801587 | | 2850 mm | | | | | 135 kg |

MANUAL MOTOFIXE

Manual closure
Compatible with lifts without a front trap door:
1200 WA, 1000/1200 HA/PA, 1000/1200 PL/HL
Safety system via feeder screw
Max. opening : 225 mm

Available colorways:

Ref. 801434
 Ref. 801434Y



MOTOFIXE & AUTOMATIC MOTOFIXE

Heavy-duty design
Automatic closure *
Suited for lifts without a front trap door :
11200 WA, 1000/1200 HA/PA, 1000/1200 PL/HL
Double safety mechanism
(hydraulic jack + mechanical safety)
Max. opening : 210 mm

Available colorways:

Motofixe : Ref. 801430
 Motofixe : Ref. 801430Y
 Automatic Motofixe : Ref. 801590
 Automatic Motofixe : Ref. 801590Y




* Only for automatic model

MODULIFT MOTOFIXE

Heavy duty design
Removable wheel stopper
Double safety mechanism (hydraulic jack + mechanical safety)
Automatic closure (Automatic model only)
Best suited for MODULIFT lifts

Available colorways:

Automatic model : Ref. 801592
 Automatic model : Ref. 801592Y
 Manual model : Ref. 801435
 Manual model : Ref. 801435Y



Note: MOTOFIXE wheel clamps are customizable with the addition of a sticker: Ref. PAINT03 (available colors:

AUTOMATIC STRAP 2.6m

Sold by the unit
Can be secured directly onto the lift or trailer

Length : 2.6 m
Capacity : 500 daN (about 500 kg)

Ref. 800860



MOTOCAMP

Independent wheel clamp for bike handling
Stable and easy to use
Max. opening : 180 mm

Ref. 800585



ST. STEEL BRACKET FOR AUTOMATIC STRAP

Sold by the unit
Strongly recommended for lifts
in the MAROLO «flat-lift» range

Ref. 804424

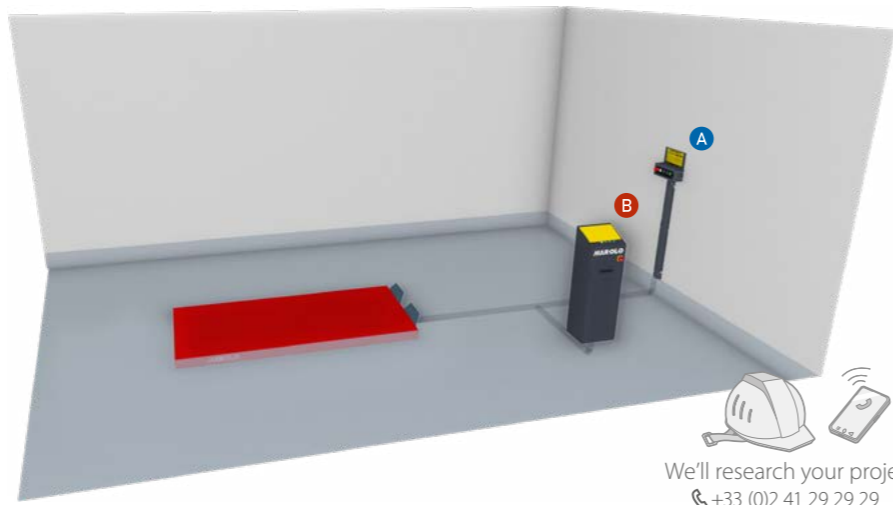


LIFTING ACCESSORIES

IN-GROUND LIFTS

Some lift models can be recessed into the ground to make the platform level with the floor, making vehicle installation easier. A sensor and audible signal warn nearby personnel as the platform is lowered, to prevent any injuries. Operated by **A** wall-mounted panel or **B** side console, depending on model.

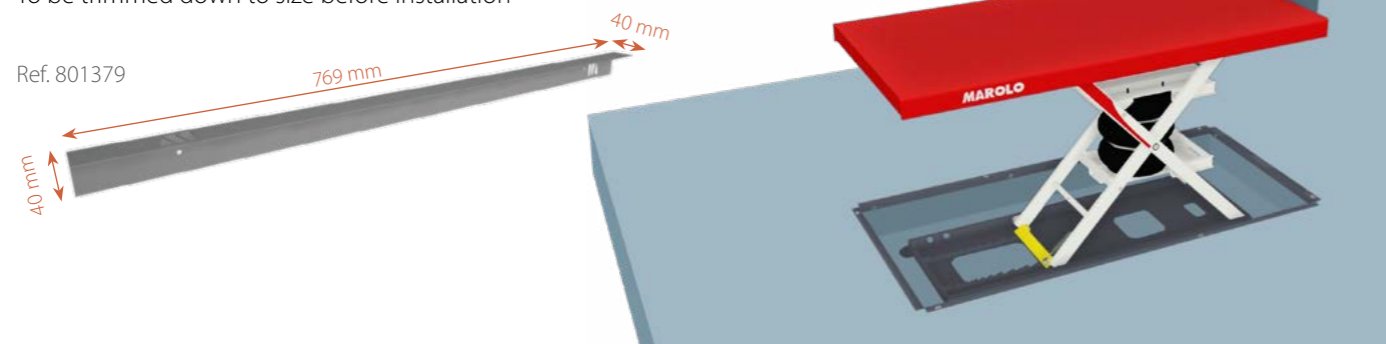
| AVAILABLE MODELS | | |
|------------------|--------|----------|
| MODEL | REF. | CONTROLS |
| 1200 PLE | 804041 | A |
| 1200 PAE | 804061 | A |
| 1200 HLE | 804113 | A |
| 1200 HAE | 804133 | A |
| 1200 WAE | 804453 | B |
| 1200 MOPE | 801536 | A |
| 1200 MOPE XL | 801558 | A |
| 1200 MOHE | 801537 | A |
| 1200 MOHE XL | 801559 | A |
| 1400 MOHE | 801547 | A |
| 1400 MOHE XL | 801543 | A |



We'll research your project
+33 (0)2 41 29 29 29

STEEL CORNER PROTECTOR

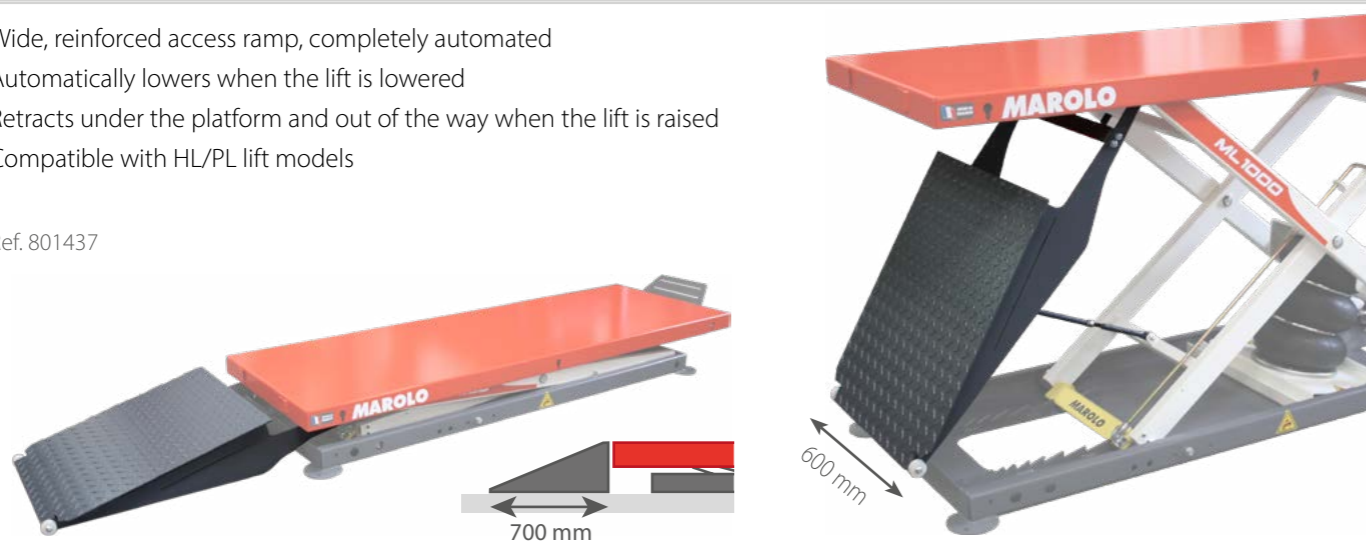
Cleanly finishes the edges of the pit for an in-ground lift
To be trimmed down to size before installation



RETRACTABLE RAMP

Wide, reinforced access ramp, completely automated
Automatically lowers when the lift is lowered
Retracts under the platform and out of the way when the lift is raised
Compatible with HL/PL lift models

Ref. 801437



LIFTING ACCESSORIES

CONTROL PANEL INTEGRATION

Integration of the lift's control panel into your **SMART*** furniture.

Flat lift hydraulic cables extension (+ 150 cm) : Ref. MODIF150
Flat lift hydraulic cables extension (+ 300 cm) : Ref. MODIF300



Mural control panel integrated into a tool storage panel



Electro-hydraulic pump (if present) concealed in furniture



| | MAROLOLIFT / MODULIFT MODELS | | FLAT LIFT MODELS |
|-----------|------------------------------|-------------|------------------|
| | Hydraulic | Pneumatic | Hydraulic |
| Standard | Ref. 801357 | Ref. 801355 | Ref. 804432 |
| In-ground | Ref. 801359 | Ref. 801358 | Ref. 804434 |

We'll research your project
+33 (0)2 41 29 29 29

*SMART furniture : See page 64

HYDRAULIC FOOT PUMP

Suited to HA and HL lifts

Ref. 801346



INTEGRATED HYDRAULIC POWER STATION

With magnetic remote controller and E-stop switch

Grey model : Ref. 801351
Black model : Ref. 801351Y



PNEUMATIC LIFT PEDALBOARDS

For lifts with a manual safety system :

Grey model : Ref. 801353
Black model : Ref. 801353Y

For lift with an automatic safety system :


Grey model : Ref. 801354
Black model : Ref. 801354Y



ANTI-SLIP PLATE

Reinforced steel plate
Protects and reinforces the platform when using the motorcycle's center stand
Recommended for PL and HL models

Ref. 801352



PROTECTIVE CABLE CASINGS

For cables at ground level
Length : 1100 mm
Width : 130 mm
Height : 20 mm
Pre-cut angle

Available colorways : **GREY** **BLACK**
Ref. 801361
Ref. 801361Y

For cables below ground level
Length : 1100 mm
Width : 150 mm
Height : 2.5 mm
Pre-cut angle

Ref. 801366

REAR STAND



Adjustable in width from 220 and up to 355 mm
 Mounted on 4 wheels for better stability
 Weight : 4.9 kg
 Supplied with 2 Vs 1 And 2 support rubbers 2

Ref. 800531



Vs FOR BIKE STANDS

Sold by pairs
 Ref. 800558



SLIDER SPOOLS

Sold by pairs

3 sizes available :
 Taille M6 : Ref. 601212
 Taille M8 : Ref. 601213
 Taille M10 : Ref. 601214

PNEUMATIC JACK

COMPATIBLE WITH



CAPACITY



Removable wedge



SPECIFICATIONS

| REF. | MIN. HEIGHT | MAX. HEIGHT | WEDGE HEIGHT | POIDS |
|--------|-------------|-------------|--------------|-------|
| 801508 | 165 mm | 315 mm | 100 mm | 14 kg |

FOLDING RAMP

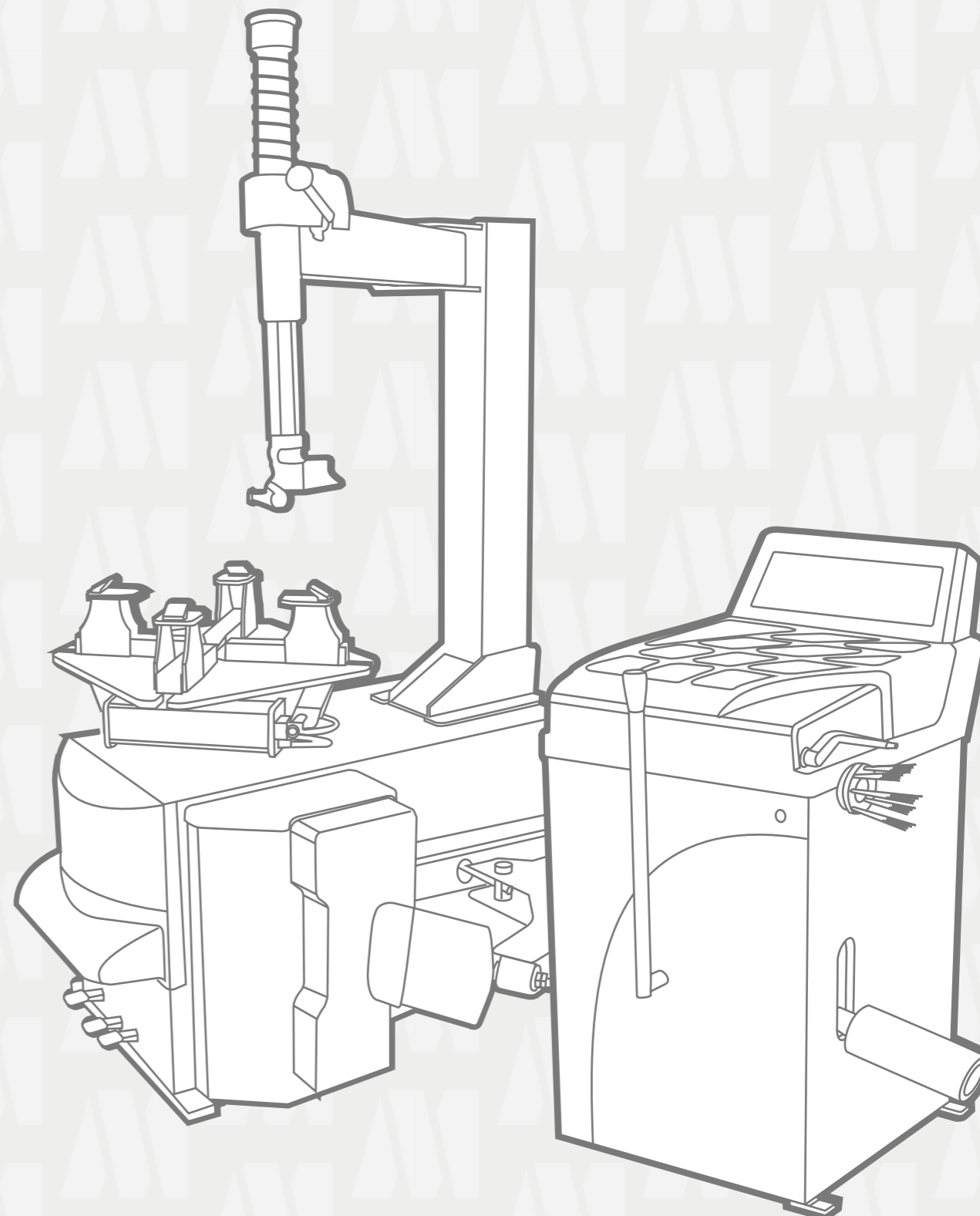
Sold by the unit
 Length : 2200 mm (Folded : 1450 mm)
 Width : 290 mm
 Capacity (per ramp) : 300 kg (600 kg per pair)
 Weight : 9 kg

Ref. 800578



MAROLO TYRE

TYRE MAINTENANCE



TYRE CHANGERS

MT 216 TYRE CHANGER

COMPATIBLE WITH



POWER SUPPLY

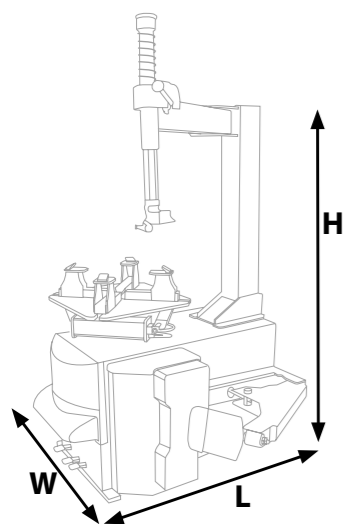


Heavy-duty design for professional use
Compatible with rims from 5" and up to 23"
Reinforced chassis, mast, and arm to protect the rims

- 1 Reinforced hexagonal axle, Ø 36 mm
- 2 Reinforced arm 100 mm x 60 mm
- 3 Reinforced mast, 120 mm x 120 mm, with 4 attachment points
- 4 Powerful bead breaker shovel (2 tons), with protective plastic casing

Supplied with : inflation gun, air filter, grease, tyre lever, 10" to 21" steel tool

- > Fully assembled and preset
- > Reinforced to protect rims
- > For moderate use
- > Assembled and tested by **MAROLO** in Cholet (49), FRANCE



Sticker color is customizable : Ref. PAINT03 (available colors : RED ORANGE GREEN BLUE GREY)

CE COMPLIANT

| Tool used | Distance between the bottom of the tool and the top of the jaws (mm) |
|-------------------------|--|
| Ref. 801162 (alone) | 365 |
| Ref. 801158 (alone) | 360 |
| Ref. 801167 (alone) | 322 |
| Ref. 801176 (alone) | 370 |
| Ref. 801162 (+1/4 turn) | 290 |
| Ref. 801158 (+1/4 turn) | 285 |
| Ref. 801167 (+1/4 turn) | 255 |
| Ref. 801176 (+1/4 turn) | 270 |

PRODUCT SPECIFICATIONS

| MODEL | REFERENCE | H | L | W | AIR SUPPLY | ELECTRIC SUPPLY | WEIGHT |
|----------|-----------|---------|--------|---------|-------------|--|--------|
| MT 216 M | 801145 | 1750 mm | 1200mm | 1000 mm | 8 to 10 Bar | Single-phase 230V - 50Hz - 0.75 KW - 7.6 A | 155 kg |

TYRE CHANGERS

MT 226 TYRE CHANGER

COMPATIBLE WITH



POWER SUPPLY



Heavy duty design for intensive use
Compatible with rims from 5" and up to 23"
Reinforced chassis, mast, and arm to protect the rims

- 1 Reinforced hexagonal axle, Ø 40 mm
- 2 Reinforced arm 100 mm x 60 mm
- 3 Reinforced mast, 120 mm x 120 mm, with 6 attachment points
- 4 Powerful bead breaker shovel (2 tons), with protective plastic casing

Supplied with : inflation gun, air filter, grease, tyre lever, 10" to 21" steel tool

- > Fully assembled and preset
- > Reinforced to protect rims
- > For intensive use
- > Assembled and tested by **MAROLO** in Cholet (49), FRANCE



CE COMPLIANT

| Tool used | Distance between the bottom of the tool and the top of the jaws (mm) |
|-------------------------|--|
| Ref. 801162 (alone) | 365 |
| Ref. 801158 (alone) | 360 |
| Ref. 801167 (alone) | 322 |
| Ref. 801176 (alone) | 370 |
| Ref. 801162 (+1/4 turn) | 290 |
| Ref. 801158 (+1/4 turn) | 285 |
| Ref. 801167 (+1/4 turn) | 255 |
| Ref. 801176 (+1/4 turn) | 270 |












PRODUCT SPECIFICATIONS

| MODEL | REFERENCE | H | L | W | AIR SUPPLY | ELECTRIC SUPPLY | WEIGHT |
|----------|-----------|---------|--------|---------|-------------|---|--------|
| MT 226 M | 801147 | 1750 mm | 1200mm | 1000 mm | 8 to 10 Bar | Single-phase 230V - 50Hz - 0.75 KW - 7.6 A* | 175 kg |

Sticker color is customizable : Ref. PAINT03 (available colors : RED ORANGE GREEN BLUE GREY)
*Three-phase 400V model (50 Hz - 0.55 KW - 1,65 A) available on demand with a 2 months delay (Ref. 801164)

TYRE CHANGER ACCESSORIES

TYRE CHANGER TOOLS

| Designation | | Steel | | | Plastic |
|-------------|------------------------------------|---|--|---|---|
| Tools | Tool only |  From 5" Ref. 801176 |  From 6" to 12" Ref. 801162 |  From 10" to 21" Ref. 801158 |  From 10" to 23" Ref. 801167 |
| | Fixation system | Hexagonal fixation system - only  Required to secure the tool Ref. 801179 | The tool can be secured directly to the tyre changer without any additional attachment | | |
| | 1/4 turn fixation system - only |  Ref. 801178 | | |  Ref. 801171 |
| Kits | Complete 1/4 turn system |  Ref. 801166 | | Comprised of: - 1/4 turn system, to be secured to the hexagonal socket of the tyre changer - 1/4 turn fixation system | |
| | Quick change 1/4 turn system +tool |  Ref. 801129 |  Ref. 801125 |  Ref. 801127 | |

For more info. : www.marolotest.com

TYRE CHANGER ACCESSORIES

HIGH JAWS

Recommended for tubeless wheels with outer spokes
Height : 155 mm (versus 105 mm for standard jaws)
Supplied with a set of plastic jaw protectors and a set of plastic wedges

Ref. 801184

PLASTIC PROTECTIONS

- 1 Set of 4 plastic jaw protectors - Ref. 801152
- 2 Set of 8 plastic wedges - Ref. 801153
- 3 Set of 10 plastic wedges for steel tools - Ref. 801157
- 4 Plastic casing for bead breaker shovel - Ref. 801164



TYRE CHANGER OPTIONS

PNEUMATIC ARM



- 1 Automatic up / down control
- 2 Multiposition support wedge
- 3 Mounting / dismounting disk

Ref.801110

PNEUMATIC WHEEL POSITIONER



Suited for MT 226 and MT 316 models
Positions the wheel at table level

- 1 Pedal-operated

Ref.801111

TUBELESS TYRE INFLATOR

Inflation gun 1
Air tank secured to the tyre changer 2
Inflation gun holder 3
Ref.801106

INFLATION PEDAL

Frees up both hands for easier wheel handling
1 Manometer
Ref.801109



WHEEL BALANCER

MANUAL WHEEL BALANCER

Entirely dismantlable wheel balancer
 Large, bevelled edge rollers, mounted on bearings for smoother wheel rotation
 Reduced friction
 Supplied with a Ø12 mm axle (Ref. 802339) + cones

Ref.800605

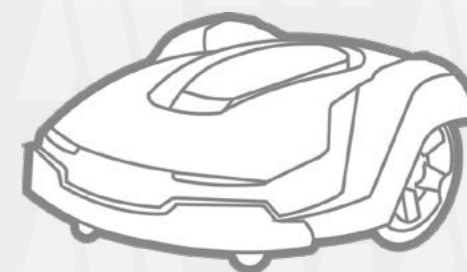


MAROLO TYRE

MAROLO BOT

MAROLO BOT

ROBOTIC LAWN MOWER MAINTENANCE



AVAILABLE OPTIONS


SINGLE-ARM KIT

TRIUMPH-, DUCATI-, HONDA-compatible
 Ref. 800608



BMW SINGLE-ARM KIT

BMW-compatible
 Ref. 800607



BMW K1200 KIT

Ref. 800625



PIAGGIO X9 KIT

PIAGGIO X9-compatible
 Ref. 800604



SINGLE ARM KIT Ø68/85 CONE

Ref. 802340



Ø10 mm AXLE

Ref. 700525



ROBOT CLEANING STATION



Dry cleaning station for robot lawn mowers
Neon lighting
Lateral windows for better visibility
Collection tank not included

COMPATIBLE WITH




POWER SUPPLY



SPECIFICATIONS

| REFERENCE | HEIGHT | LENGTH | WIDTH | WEIGHT |
|-----------|---------|---------|--------|--------|
| 900500 | 1900 mm | 1205 mm | 800 mm | 150 kg |

ROBOT DIAGNOSTIC STATION



Wood tabletop, with deep grooves to guide cables
Equipped with lighting and a 230V power outlet
Laptop holder
6 tool storage panels
Supplied with 4 lifting feet to facilitate testing (ref. 900507)



SPECIFICATIONS

| REFERENCE | HEIGHT | LENGTH | WIDTH | WEIGHT |
|-----------|---------|---------|--------|--------|
| 900505 | 2000 mm | 2000 mm | 930 mm | 160 kg |

ROBOT STORAGE STATION



Equipped with 4 wheels, 2 of which are braked
4 shelves to fit robots and their base
4 lateral handles



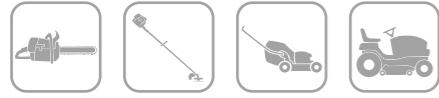
SPECIFICATIONS

| REFERENCE | HEIGHT | LENGTH | WIDTH | WEIGHT |
|-----------|---------|---------|--------|--------|
| 900515 | 1510 mm | 1800 mm | 865 mm | 24 kg |

SOUNDPROOF CABINS

SOUNDPROOF CABIN

COMPATIBLE WITH



SOUNDPROOF CABINS



Indoors model

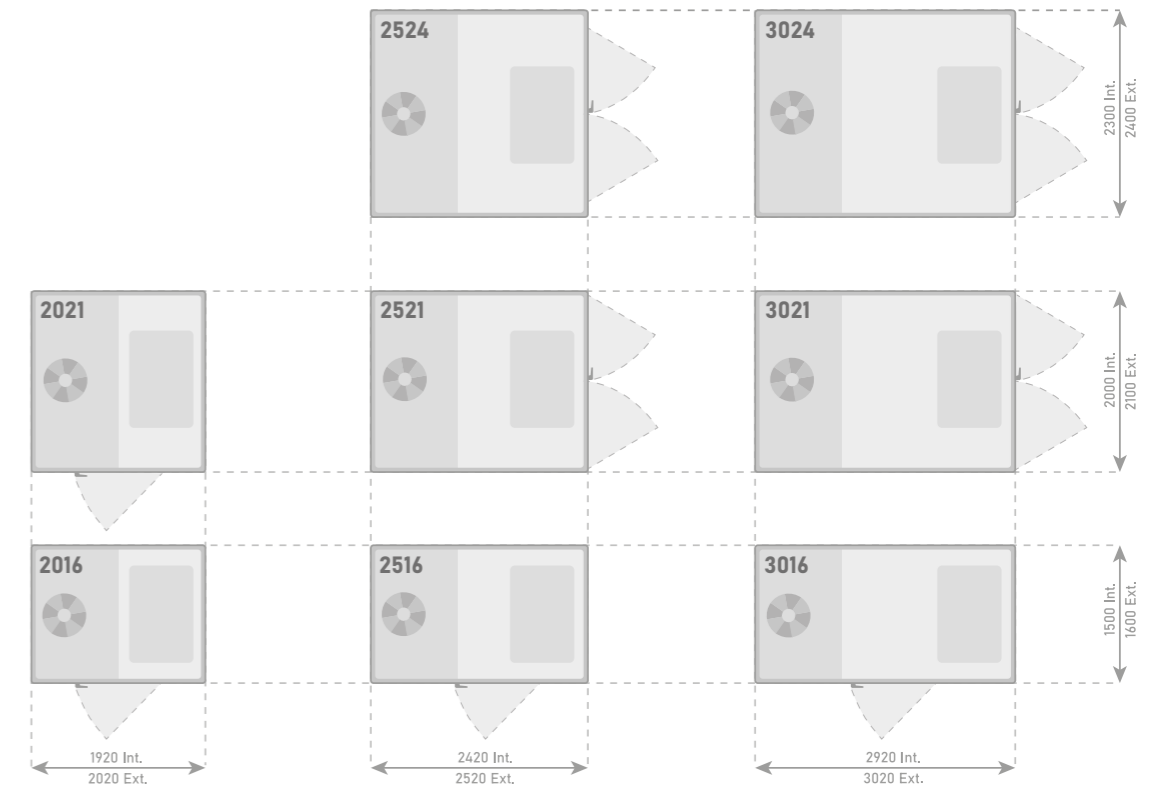


Outdoors model

- Reduces noise pollution for improved working comfort
- Soundproof walls (- 30 dBA* and - 39 dBA*)
- Double** swing doors with half windows
- Anti-panic door handle
- 2 models : indoors and outdoors model
- Exhaust gas extraction

- 1 Supplied with an electronic control board
- Available options : additional doors and windows...
- Weight : from 450 to 1000 kg
- Height : 2750 mm

* Average measurement taken 1m away from the wall
 ** Depending on model

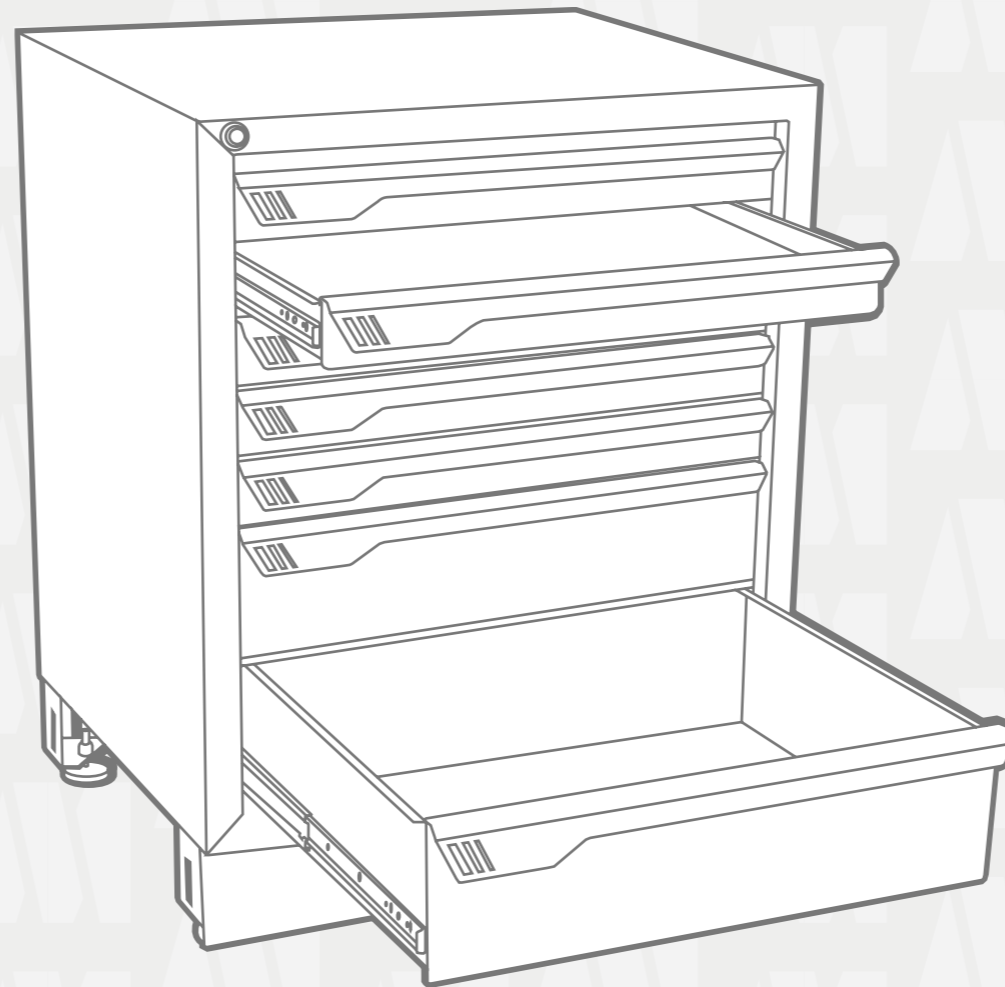
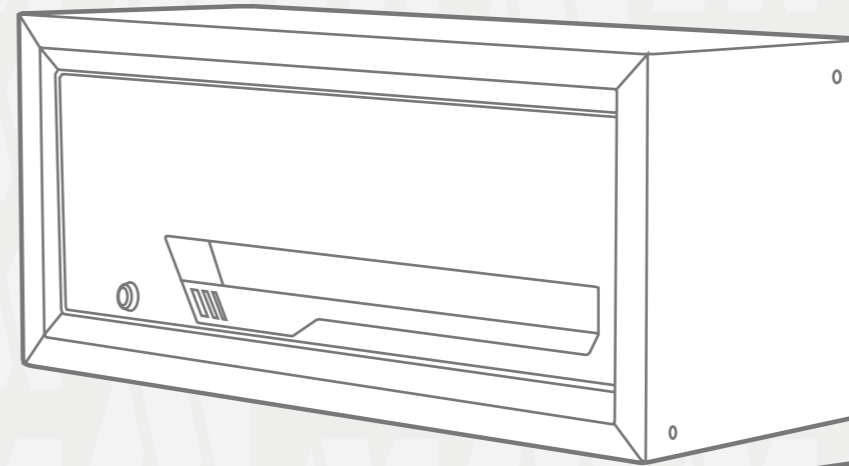


| | | REFERENCE NUMBERS | | | | | | | |
|----------|------------------|-------------------|-------------|-------------|-------------|-------------|-------------|-------------|-------------|
| MODEL | | 2016 | 2516 | 3016 | 2021 | 2521 | 3021 | 2524 | 3024 |
| INDOORS | STANDARD -30 dBA | Ref. IL2016 | Ref. IL2516 | Ref. IL3016 | Ref. IL2021 | Ref. IL2521 | Ref. IL3021 | Ref. IL2524 | Ref. IL3024 |
| | PREMIUM -39 dBA | Ref. IH2016 | Ref. IH2516 | Ref. IH3016 | Ref. IH2021 | Ref. IH2521 | Ref. IH3021 | Ref. IH2524 | Ref. IH3024 |
| OUTDOORS | STANDARD -30 dBA | Ref. EL2016 | Ref. EL2516 | Ref. EL3016 | Ref. EL2021 | Ref. EL2521 | Ref. EL3021 | Ref. EL2524 | Ref. EL3024 |
| | PREMIUM -39 dBA | Ref. EH2016 | Ref. EH2516 | Ref. EH3016 | Ref. EH2021 | Ref. EH2521 | Ref. EH3021 | Ref. EH2524 | Ref. EH3024 |



SMART FURNITURE

WORKSHOP FURNITURE



SMART FURNITURE

NEW

**MADE IN
FRANCE**

THE SMART RANGE WORKSHOP FURNITURE

Sleek furniture design made to meet the high standards of professionals. The SMART range is built durably and designed for optimal workplace efficiency. The individual elements fit together to create a coherent workstation, that suits your needs in spite of spacial constraints. Several storage options make organization easier, and allow the inconspicuous integration of your technical elements : Lift control panels, hydraulic pumps, electrical networks... This results in an ergonomic and clutter-free space, to perform without distractions.

Designed and made in France.




Raphaël GIRARD
General manager



MOBILIER SMART





2 doors cabinet



3 to 9 drawers cabinet



5 or 7 drawers cabinet



1 to 3 drawers and 1 door cabinet



Recycling cabinet



3 shelves trolley



Corner cabinet



Wooden or steel worktop



Tall cabinet



Energy supply tall cabinet



Tall sliding door cabinet



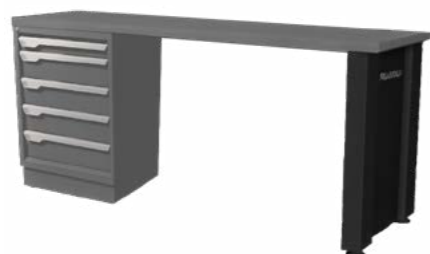
High cabinet



Modular workbench feet



Configuration example: 1 workbench foot + 1 low cabinet + 1 worktop



Configuration example: 2 workbench feet + 1 steel shelf + 1 worktop




Plain panel




Plain panel with electrical outlet cut-outs



Plain panel with control panel cut-out




Perforated tool storage panel



Perforated tool storage panel with outlet cut-outs



Perforated tool storage panel with control panel cut-out



When equipped with electrical equipment, the whole set of furniture should be grounded.

CUSTOMIZATION OPTIONS

Make our products your own by customizing drawer handles, tool panels, tabletops... Several color options are available.



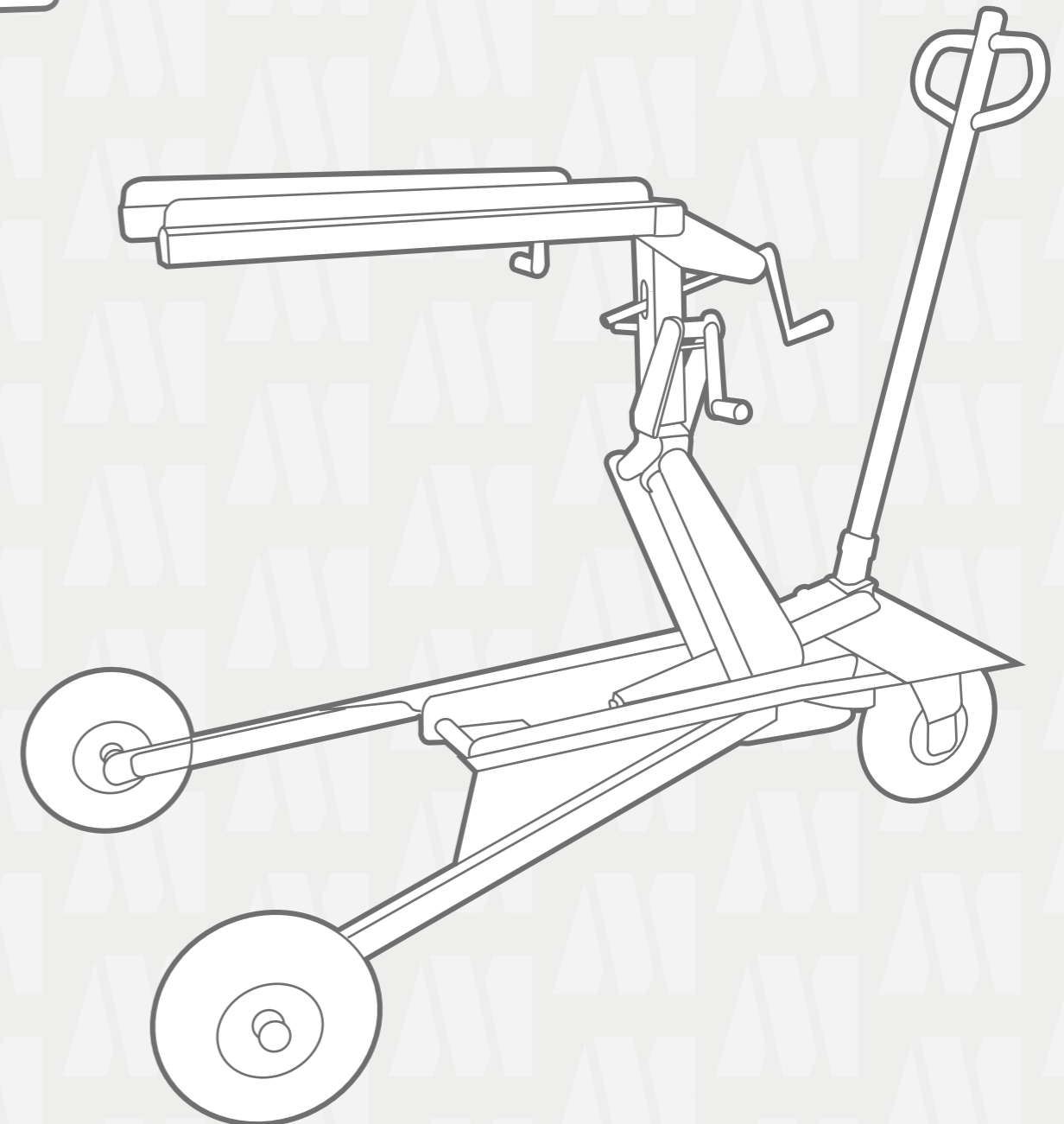
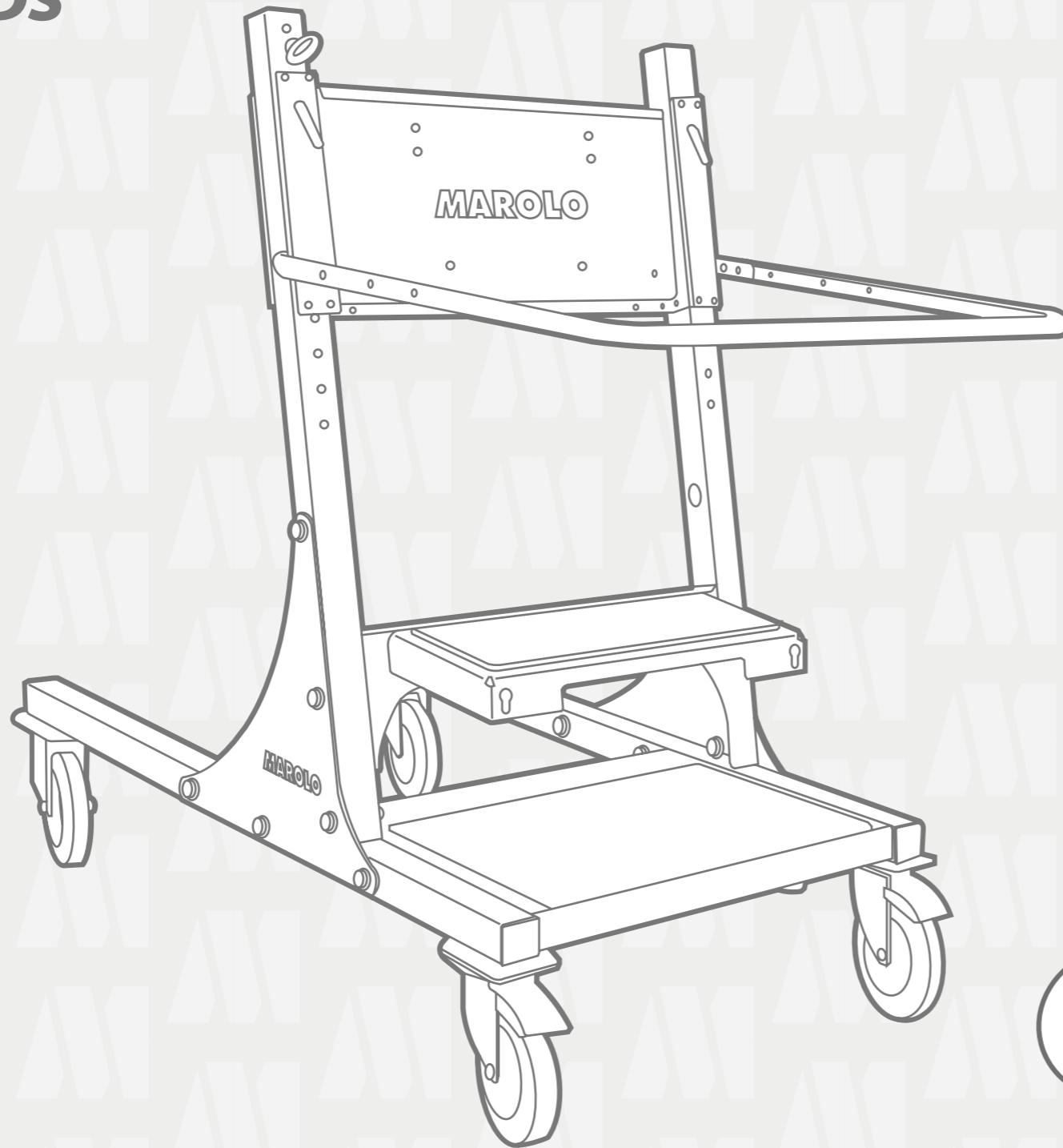
WORKING BY YOUR SIDE

For your more ambitious projects, we use 3D-modelling software to engineer your workshop and bring your ideas to life, ensuring confidence every step of the way.



To learn about the complete range of SMART furniture and our customization options, ask for our dedicated catalog or visit us at www.marolotest.com

ENGINE STANDS



SM 250

COMPATIBLE WITH



CAPACITY



Foldable handle
4 pivoting wheels, 2 of which are braked
Table with stainless steel protection



OPTION

TOOL HOLDER / FOOTBOARD

Tray convertible into a footboard
Ref. 900212



Available colorway: **BLACK**

PRODUCT SPECIFICATIONS

| MODEL | REFERENCE | H | L | W | CAPACITY | WEIGHT |
|--------|-----------|---------|---------|--------|----------|--------|
| SM 250 | 900216 | 1080 mm | 1100 mm | 600 mm | 250 kg | 75 kg |

ENGINE STANDS

ENGINE STANDS

SM 600

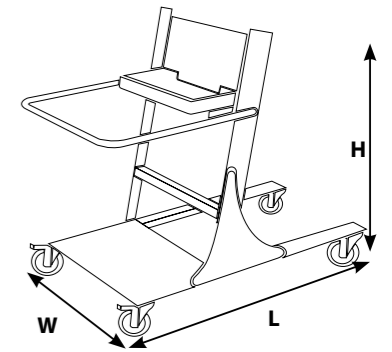
COMPATIBLE WITH



CAPACITY



Chequered aluminium footboard
1 Sliding table with stainless steel protection
4 pivoting wheels, 2 of which are braked
2 Foldable handle
3 Convertible tool tray / footboard



Available colorway: **BLACK**


PRODUCT SPECIFICATIONS

| MODEL | REF. | H | L | W | CAPACITY | WEIGHT |
|--------|--------|---------|---------|--------|----------|--------|
| SM 600 | 900205 | 1400 mm | 1450 mm | 800 mm | 600 kg | 150 kg |

AVAILABLE OPTIONS

CONTROLLER HOLDER

To hang up a remote controller
Compatible with SM 250 and SM 600 models
Ref. 900213



TOOL HOLDER - FOOTBOARD

Tray convertible into a footboard
Ref. 900212



PAIR OF STABILIZERS

Ref. 900211



LOWER UNIT STANDS

SE 50 LOWER UNIT STAND

COMPATIBLE WITH



360° pivoting «U» with plastic protections
Quick fixation system with protections
Anti-slip stabilizing feet



Available colorway: BLACK

PRODUCT SPECIFICATIONS

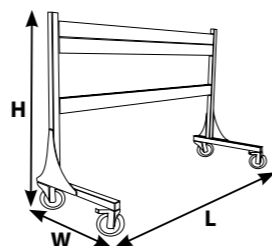
| MODEL | REFERENCE | H | L | W | CAPACITY | WEIGHT |
|-------|-----------|---------|--------|--------|----------|--------|
| SE 50 | 900220 | 1040 mm | 810 mm | 610 mm | 50 kg | 37 kg |

ENGINE STORAGE RACK - SM 500

COMPATIBLE WITH




Stainless steel assembly screws
2 storage levels
4 pivoting wheels, 2 of which are braked



OPTIONS

LOWER UNIT SUPPORT BRACKETS (A PAIR)
Ref. 900231



STERNDRIVE SUPPORT BRACKET
Ref. 900232



Available colorway: BLACK

PRODUCT SPECIFICATIONS

| MODEL | REFERENCE | H | L | W | CAPACITY | WEIGHT |
|--------|-----------|---------|---------|--------|----------|--------|
| SM 500 | 900230 | 1335 mm | 2000 mm | 760 mm | 500 kg | 100 kg |

LOWER UNIT STANDS

STERNDRIVE JACK

COMPATIBLE WITH



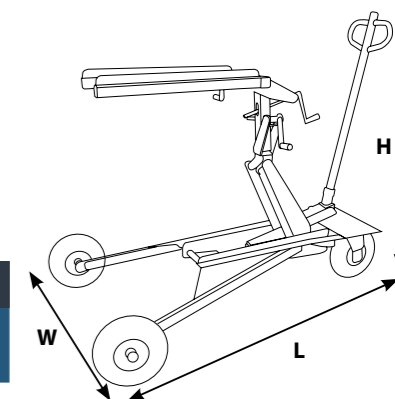
Designed for professional use
Inflatable wheels for use on uneven terrain
Adjustable in 4 directions :

- A Up / Down
- B Front / Back tilt
- C Right / Left tilt
- D Lateral tightening



PRODUCT SPECIFICATIONS

| MODEL | REFERENCE | USABLE H | | L | W | CAPACITY | WEIGHT |
|--------------|-----------|----------|--------|---------|--------|----------|--------|
| | | MIN. H | MAX. H | | | | |
| LEV'EMBASE Z | 900240 | 1020 mm | 700 mm | 1400 mm | 820 mm | 200 kg | 37 kg |



LIFTING RING FOR YAMAHA OUTBOARD ENGINES



Tool developed alongside YAMAHA to safely handle specific outboard engines
Max. capacity : 600 kg

Compatible models :
YAMAHA F100F-F115B-F130A-F150G-F175A/C-F200F/G-F225F-F250D-F300A/B-F350A
Supplied with 3 YAMAHA-specific screws and CE compliancy certificate

Ref. 900255
YAMAHA Ref n° : 908900695300



YAMAHA LOWER UNIT LIFTING TOOL



Tool developed alongside YAMAHA to safely handle the lower unit of specific outboard engines
Facilitates removal and installation of heavier parts
2 possible positions for the lower unit : (horizontal or slanted)

Max. capacity : 60 kg
Supplied with a CE compliancy certificate.

Compatible models : YAMAHA 150 HP and over

Ref. 900252
YAMAHA Ref n° : 908900695100



OUTBOARD ENGINE DRILLING GUIDE

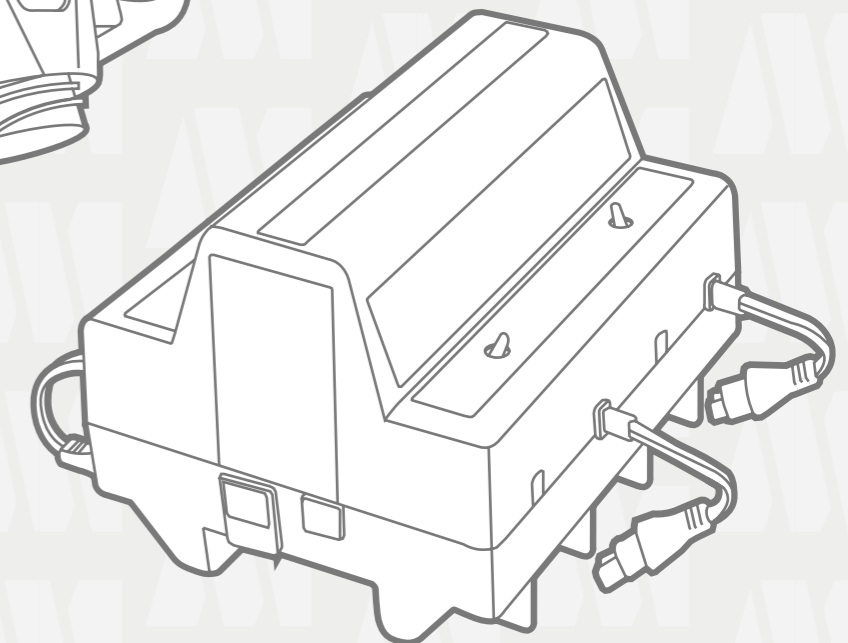
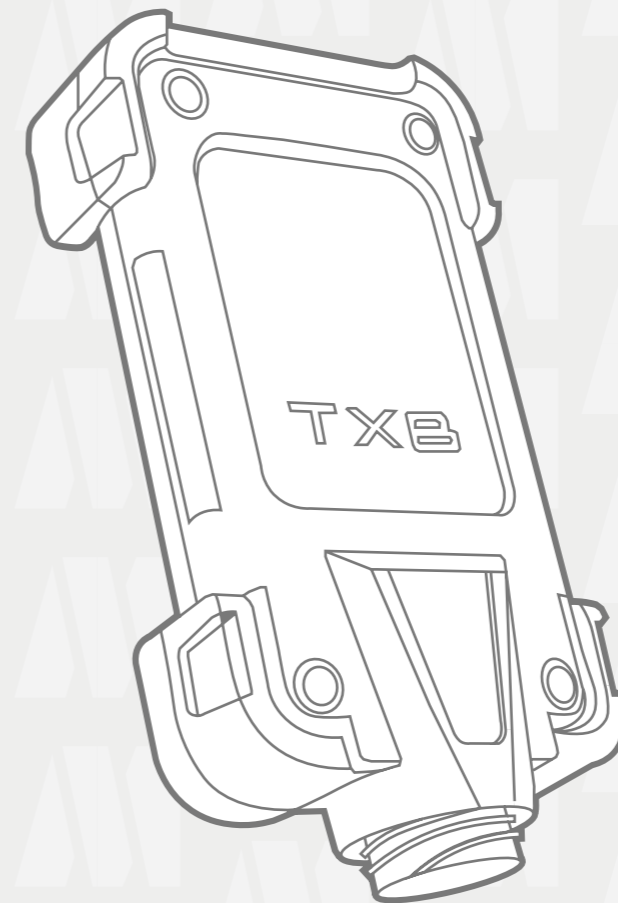


Drilling template for outboard rear plates
5 positions drill barrels
2 levelling screws
2 alignment windows

Ref. 900250
Réf. YAMAHA : 908900678300

MAROLODIAG

DIAGNOSTIC DEVICES



MULTI-BRAND DIAGNOSTIC DEVICES


NAVIGATOR TXB EVO - MARINE Ref. 800204

INCLUDES THE NEW IDC5 SOFTWARE

- Faster communication with the computer
- ★
- More intuitive graphics, and easier to use
- ★
- More comprehensive display of relevant data

Available features :

- NEW : «Interactive electrical diagrams» feature <
- Allows you to browse and refer to electrical diagrams of various electrical equipments<
- Interactive mapping of signals entering and exiting the computer<
- Read and clear out error codes <
- Print out and save any identified defects and their current status (current, saved, archive <
- with your company's contact information
- Settings display <
- Numeric display, or in the form of a graph <
- 8 parameters can be displayed simultaneously <
- Said parameters can be saved over a period of 30 minutes <
- Print out the recording with the client's information <
- Actuators testing <
- Base parameters (when available) <
- Maintenance indicators reset <
- Electrical diagrams (about 50% of models available) <
- Management of registered customers and vehicles <
- Issuing of repair orders <



MULTI-BRAND DIAGNOSTIC DEVICES

TEXPACK UPDATE SUBSCRIPTION



Ref. 800205

IF YOU ALREADY OWN A TXB : PLEASE [CONTACT US](#) TO UPDATE YOUR SUBSCRIPTION IF YOU ARE SKIPPING VERSIONS

MARINE CONNECTION CABLES

| REF. | DESIGNATION | REF. | DESIGNATION |
|--------|--|--------|---|
| 800210 | Main Marine cable (AM01) | 800227 | VOLVO EGC-EVC Marine cable (AM18) |
| 800211 | HONDA Marine cable (AM02) | 800228 | SUZUKI Marine cable (AM22) |
| 800212 | PWC KAWASAKI cable kit | 800230 | CUMMINS / VM Marine cable (AM24A) |
| 800213 | 2-way MERCURY, MERCURISER cable (AM04) | 800232 | CAN Marine cable (AM01 CAN) |
| 800214 | 4-way MERCURY, MERCURISER cable (AM05) | 800234 | MTU-MDEC Marine cable (AM28) |
| 800215 | YAMAHA Marine cable (AM06) | 800235 | CATERPILLAR-PERKINS Marine cable (AM29) |
| 800217 | OBD Marine cable (AM08) | 800236 | TOHATSU Marine cable (AM30) |
| 800218 | VOLVO Marine cable : KAD models (AM09) | 800237 | MAN Marine cable (AM31) |
| 800219 | Universal Marine cable with derivation points (AM10) | 800238 | STEYR CAN line Marine cable (AM32) |
| 800220 | FPT Marine cable (AM11) | 800239 | YANMAR CAN line Marine cable (AM33) |
| 800221 | STEYR Marine cable (AM12) | 800240 | 6-way VOLVO, PENTA Marine cable (AM40) |
| 800222 | EVINRUDE Marine cable (AM13) | 800241 | TOHATSU MFS9.9 - MFS 15E - MFS 20E engines cable (AM37) |
| 800223 | VOLVO, MERCURISER (MEFI-4) Marine cable (AM14) | 800242 | SCANIA Marine cable (AM36) |
| 800224 | YANMAR Marine cable (AM15) | 800243 | MERCURY Marine cable (AM44) |
| 800225 | VOLVO, MERCURISER (MEFI-5/EGC) Marine cable (AM16) | 800628 | BRP diagnostic and key programming cable (3151/AP43) |
| 800226 | MERCURISER / VM D-TRONIC Marine cable (AM27) | | |

OUT-BOARD ENGINES

YAMAHA MARINE EVINRUDE HONDA MARINE SUZUKI MARINE JOHNSON MARINER MERCURY MERCURY RACING

IN-BOARD ENGINES

CUMMINS MERCURISER DIESEL FNM MARINE FPT (FIAT POWERTRAIN TECHNOLOGIES) ILMOR INDMAR MERCURISER MERCURY RACING PCM MARINE ENGINES

PERKINS SEA-DOO SISU STEYR MOTORS VOLKSWAGEN MARINE VOLVO PENTA YANMAR

JET SKIS

HONDA MARINE KAWASAKI MARINE SEA-DOO (BRP) YAMAHA MARINE



BATTERY MAINTENANCE

OPTIMATE PRO 4 BATTERY CHARGER



Automatic battery charge and maintenance
Automatic selection of battery type and intensity
"New" selection for the first charge of MF and YTZ batteries
Automatic selection of the program in charge of the size, type and battery status
SAE connectors: for better contact and long life service

Ref.800480

OPTIMATE PRO 2 BATTERY CHARGER

To charge 2 batteries simultaneously
Both outlets can be plugged into the same battery to reduce charging time

Ref.800599



OPTIMATE PRO 5 BATTERY CHARGER

Selection "New" for the first charge of MF and YTZ batteries

Ref.800598



PRODUCT SPECIFICATIONS

| MODEL | REF. | MF AND AGM BATTERY PRIMING | DESULFATION | TEST TYPE | MIN. BATTERY CAPACITY | BATTERY SELECTION | OUTLETS AND CHARGING CURRENT |
|----------------|--------|----------------------------|-------------|-----------|-----------------------|-------------------|------------------------------|
| Optimate Pro 4 | 800480 | | | | | | 4 outlets from 2A to 4A |
| Optimate Pro 2 | 800599 | Yes | Oui | Static | None | Automatic | 2 2A outlets |
| Optimate Pro 5 | 800598 | | | | | | 1 2A to 4A outlet |

OPTIMATE LITHIUM 4S CHARGER

Professional charger for lithium batteries
Electronic protection against user error
Suited to prime batteries
Power saving sleep mode

Ref.800470



OPTIMATE LITHIUM 4 BANK CHARGER

Generic professional charger for lithium batteries
4 0,8 A outlets

Ref.800472



PRODUCT SPECIFICATIONS

| MODEL | REF. | LITHIUM | BATTERY TYPE | TEST TYPE | MIN. BATTERY CAPACITY | CHARGING VOLTAGE | OUTLETS AND CHARGING CURRENT |
|----------------|--------|---------|----------------------------------|-----------|-----------------------|------------------|---------------------------------------|
| LITHIUM 4S | 800470 | Yes | LIFEPO4 / LFP 4 or 5 series cell | Static | 2.5 to 200 Ah | 12.8 to 16 V | 1 9.5A (12.8 V) or 7.5A (16 V) outlet |
| LITHIUM 4 BANK | 800472 | Yes | LIFEPO4 / LFP 4 series cell | - | 2 to 30 Ah | 12.8 to 13.2 V | 4 0.8A outlets |

BATTERY MAINTENANCE

BATTERYMATE 150/9 CHARGER/TESTER



For battery charge, testing and maintenance
3 or 15 seconds load-shedding, up to 150 A, to simulate vehicle startup
Selection of charging current and test depending on the battery (from 1 to 9 A)

Suited to prime batteries

Automatic recovery of discharged or sulfated batteries

Ref.800521

XS 800 CHARGER



Fully automatic
For all 12V battery types : lead, MF, VRLA, AGM, gel cell...
Battery capacity : 1.2 to 32 Ah and up to 100 Ah for maintenance
Load test
Supplied with :
1 cable with clamps
1 cable with ring terminals

Ref.800542

RING TERMINAL CABLE ONLY
For XS 800 charger

Ref.800548



TESTMATE DIGITAL BATTERY TESTER

Checks 12V batteries from 2 to 35 Ah (lead/acid, MF-AGM or gel cell)
Instant detection of an out of service battery

Ref.800547



CHARGEUR AUTOMATIQUE ACCUMATE PRO 12/24 V

Scooter and motorcycle booster
Thin clamps
12V - 16 A

Ref.800597



2.5M CABLE EXTENSION

Universal 2.5 m cable extension


Ref.800493



RING TERMINAL CABLE

Protected ring terminal cable by TecMate

Ref.800490



MAROLOBOOST BOOSTER

Self-contained source : 12 V
Amperage at start-up : 660 A
1750 A peak
Cable length : 1.30m


Ref.800565



Motorcycle-specific model :
12 V / 700 A / 1750 A
Ref.800564

MEASURING AND TROUBLESHOOTING

VACUUMATE - ELECTRONIC VACUUM GAUGE



Vacuum gauge inlet and outlet valve seal tester
Rev counter up to 2500 rpm (for 2-stroke or 4-stroke engines)
Sealed casing

Supplied with :

2 sets of 4 M5 and M6 flexible end-pieces



Ref. 800524

IGNITIONMATE - IGNITION TESTER



Workshop oscilloscope
2 LED displays for 2 simultaneous recordings
Allows comparison of voltage and primary and secondary currents, on 1 cylinder
Primary circuit : single scale, max. 400 Vpk (on primary ignition coil)
Secondary circuit selection 10/20/40 kV

Ref. 800516



IGNITIONMATE DUO - DUAL IGNITION TESTER



Workshop oscilloscope
2 LED displays for 2 simultaneous recordings
Allows comparison of voltage and primary and secondary currents, on 2 cylinders
Primary circuit : single scale, max. 400 Vpk (on primary ignition coils)
Secondary circuit selection 20/40 kV

Ref. 800559



MEASURING AND TROUBLESHOOTING

COMPRESSIOMETRE MOTOCULTURE

Allows monitoring of:
Combustion chamber seals
Carburetor jets air intake seal
Needle valve seal
Efficiency for 2- and 4-stroke engines

Ref. 800501



"EXPANDER" ELECTRONIC IGNITION TESTER

Checks proper functioning of electronic ignition and coils
(Removed from the engine)

The test simulates the rotation of the engine flywheel

Allows magnetic flow adjustments

Ref. 800504



SIC 2000 IGNITION TESTER

Checks proper functioning of electronic ignition without removing them, with the engine running

Ref. 800498



PROFESSIONAL CURRENT CLAMP

4 300 points display
Intensity up to 400 A
Tension 600 V
Resistor (maxi 40 MV) with audible test
Clamp diameter : 30 mm
Accuracy : 1.5 %
Resolution : 0.01 A
Automatic initialisation

Ref. 500815



ELECTRONIC COMPRESSION METER

Digital display
Sparkplug adapter
M10 - M12 - M14

Ref. 800500



MOTOMETER® COMPRESSION METER

Supplied with quick connects to prevent leaking over time
Measures from 3.5 to 17.5 Bar
Supplied with 100 diagram sheets

Ref. 800502



Lot of 100 MOTOMETER®
diagram sheets

Ref. 800503

MAROLOGAZ - 4 GASES ANALYSER



4 gases analyser : CO, CO², HC, O²
 Rapid preheating (<5min to 20°C)
 Automatic condensation expulsion
 LCD display
 Thermal printer
 Meets OIML R99 Class 0 and ISO 3930 standards

Ref. 500871

SETUP AND COMMISSIONING

Commissioning of the equipment by the manufacturer
 Includes a 1 year warranty and on-site labor

Ref.800766

ELECTRONIC RPM GAUGE

For 2T and 4T engines, with or without wasted spark
 Usable remotely or with a clip
 Capacity : 100 to 19500 rpm
 Accuracy : ± 10 rpm

Ref.801425



STANDARD MULTIMETER

AC and DC voltage (maximum of 600 V for DC)
 AC and DC electric current (maxi 10 A)
 Resistance (maxi 20 MΩ) with audible test
 "Test diode" mode
 Temperature probe (700 °C maximum)

Ref. 500802



VIDEOSCOPE

Equipped with a switch probe (Dual camera probe)
 S-video output
 Camera head : Ø 5.5 mm
 2.4" LCD display
 Adjustable zoom and brightness
 Supplied with a case, mirror, magnet and hook
 Oil- and water-proof

Ref.500618

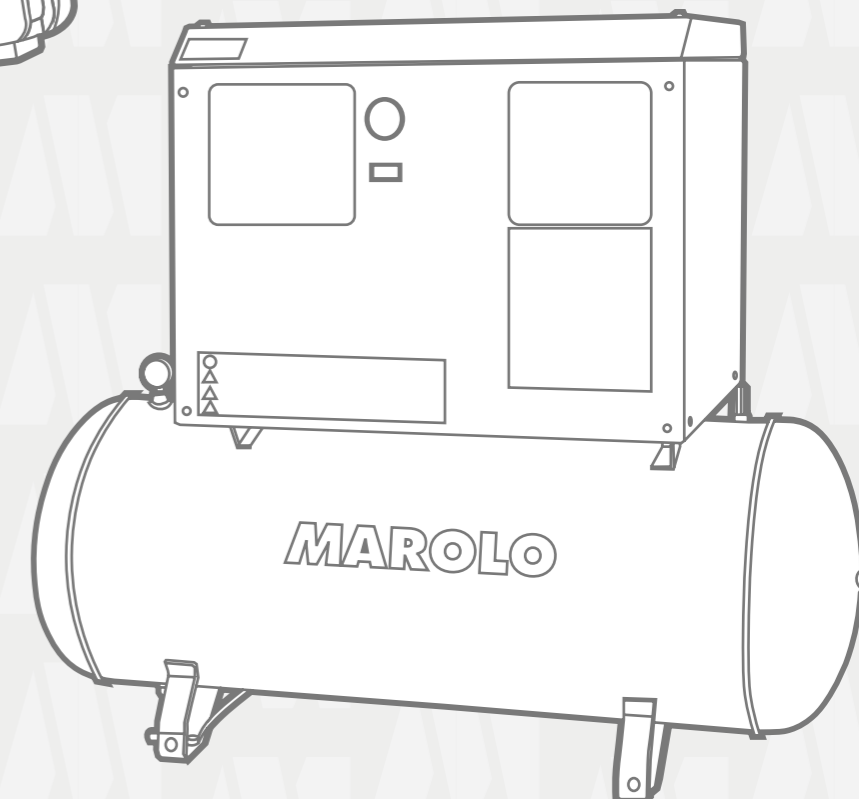



Display examples



MAROLOKIT

WORKSHOP EQUIPMENT



COMPRESSORS

CAST IRON AIR COMPRESSORS



PRODUCT SPECIFICATIONS

| MODEL | REFERENCE | CAPACITY | PRESSURE | RPM | ENERGY CONSUMPTION | PWR. | POWER SUPPLY | DIMENSIONS | WEIGHT |
|-----------|-----------|----------|----------|------|--------------------|--------|---------------------------------------|----------------------|--------|
| 100L Mono | 801809 | 15 m³/h | 10 Bar | 1450 | 1.5 Kw/h | 2 hp | 1-phase 230V - 50Hz - 1.5KW - 9.5A | 1150 x 420 x 860 mm | 65 kg |
| 200L Mono | 801886 | 20 m³/h | 10 Bar | 1082 | 2.2 Kw/h | 3 hp | 1-phase 230V - 50Hz - 2.2KW - 14.6A | 1500 x 600 x 1020 mm | 107 kg |
| 200L Tri | 801880 | 35 m³/h | 10 bar | 1400 | 4 Kw/h | 5.5 hp | 3-phase 400V - 50Hz - 5.5KW - 16A | 1500 x 600 x 1240 mm | 127 kg |
| 270L Tri | 801881 | 35 m³/h | 10 Bar | 1390 | 4 Kw/h | 4 hp | 3-phase 400V - 50Hz - 4KW - 12.8/7.7A | 1700 x 500 x 1240 mm | 159 kg |
| 500L Tri | 801815 | 52 m³/h | 10 Bar | 1190 | 4 Kw/h | 7.5 hp | 3-phase 400V - 50Hz - 5.5KW - 16A | 1950 x 600 x 1400 mm | 240 kg |

SOUNDPROOF COMPRESSORS

Electronic protection of engine and electrical components
Automatic engine starter control
Ventilation regulation system
Automatic oil level control
Cooling radiator
EPOXY paint



PRODUCT SPECIFICATIONS

| MODEL | REFERENCE | CAPACITY | PRESSURE | RPM | ENERGY CONSUMPTION | PWR. | POWER SUPPLY | DIMENSIONS | WEIGHT |
|-----------|-----------|-----------|----------|------|--------------------|--------|---------------------------------------|----------------------|--------|
| 200L Mono | 801807 | 19.8 m³/h | 10 Bar | 1210 | 2.2 Kw/h | 3 hp | 1-phase 230V - 50Hz - 2.2 KW - 16 A | 1400 x 592 x 1200 mm | 120 kg |
| 270L Tri | 801827 | 23 m³/h | 10 Bar | 1130 | 3 Kw/h | 5.5 hp | 3-phase 400V - 50Hz - 3KW - 13.1/7.6A | 1440 x 592 x 1220 mm | 215 kg |
| 500L Tri | 801806 | 46.6 m³/h | 10 Bar | 1090 | 5.5 Kw/h | 7.5 hp | 3-phase 400V - 50Hz - 5.5KW - 10A | 2000 x 600 x 1330 mm | 305 kg |

SINGLE-PHASE SOUNDPROOF COMPRESSOR - 100L



Patented CCS (Controlled Cooling System) allowing intensive use over long periods of time
Soundproof compressor
Electronic protection of engine and electrical components

| MODEL | REFERENCE | CAPACITY | PRESSURE | RPM | ENERGY CONSUMPTION | PWR. | POWER SUPPLY | DIMENSIONS | WEIGHT |
|-----------|-----------|----------|----------|------|--------------------|------|------------------------------------|------------------|--------|
| 100L Mono | 801828 | 21 m³/h | 10 Bar | 1500 | 2.2 Kw/h | 3 hp | 1-phase 230V - 50Hz - 2.2KW - 16 A | 1100 x 400 x 780 | 65 kg |

FILTRATION AND PIPE FITTINGS

REGULATING AND LUBRICATING AIR FILTERS

ESSENTIAL



0-8 bar air filter
Mandatory to protect your network and pneumatic tooling
Lubricant not provided

1/2" model
Recommended for compressors > 200 L
Ref. 803938

1/4" model
Recommended for compressors ≤ 200 L
Ref. 400150

AUTOMATIC BLEEDER

Bleeder with electronic, programmable command
Automatically empties compressor water tanks

Ref. 801822



INFORMATION

| JOINT | AVG. THREAD DIAMETER |
|-------|----------------------|
| 1/8" | 10 mm |
| 1/4" | 13 mm |
| 3/8" | 16.5 mm |
| 1/2" | 21 mm |

RECOMMENDED

QUICK INSERTS



Ø6 grooved insert
Ref. 400135
1/4" threading insert
Ref. 400115
1/4" tapping insert
Ref. 400125

QUICK CONNECTIONS



Ø6 grooved rapid coupler
Ref. 400105
1/4" threading coupler
Ref. 400160
1/4" tapping coupler
Ref. 400435

GROOVED CONNECTIONS



Ø 1/4"
Ref. 400465
Ø 1/2"
Ref. 400475

RÉDUCTIONS



1/4" M → 1/8" F
Ref. 400485
3/8" M → 1/4" F
Ref. 400495
1/2" M → 3/8" F
Ref. 400505

MANCHONS



Ø 1/4"
Ref. 400615
Ø 1/2"
Ref. 400625

MAMELONS



Ø 1/4"
Ref. 400595
Ø 1/2"
Ref. 400605

Y



Ø 1/4"
Ref. 400555
Ø 1/2"
Ref. 400565

TÉS



Ø 1/4"
Ref. 400535
Ø 1/2"
Ref. 400545

COUDES



Ø 1/2"
Ref. 400585
Ø 1/4"
Ref. 400575

COLLIERS 2 OREILLES



Sold per 10 pcs.
Ø 11/13 mm
Ref. 400675

MAROLO KIT

WORKSHOP EQUIPMENT

2 DRAWERS STEEL WORKBENCHES



Black steel workbench - 2 m

*Customizable with the addition of a sticker : Ref. PAINT02 (available colors : RED ORANGE GREEN BLUE GREY)

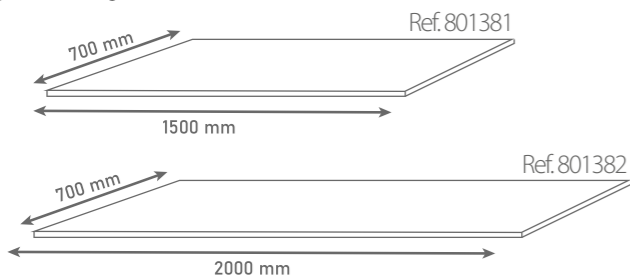
PRODUCT SPECIFICATIONS

| MODEL | REFERENCE | H | L | W | WEIGHT | COLOUR |
|-------|-----------|--------|---------|--------|--------|--------|
| 1.5 m | 801310Y | 880 mm | 1500 mm | 640 mm | 73 kg | Black |
| 2 m | 801305Y | | 2000 mm | | 93 kg | |




NITRILE MAT

Protects the workbench top
Hydrocarbon-resistant
3 mm thick
2 precut lengths :



TOOL STORAGE PANELS



Available colorways : GREY BLACK

* within the limit of available stock

PRODUCT SPECIFICATIONS

| MODEL | REF. | HEIGHT | LENGTH | WEIGHT | COLOUR |
|-------|---------|--------|---------|--------|--------|
| 1.5 m | 801312 | | 1500 mm | 7 kg | Grey* |
| 1.5 m | 801312Y | | | | Black |
| 2 m | 801330 | 830 mm | 2000 mm | 9 kg | Grey* |
| 2 m | 801330Y | | | | Black |

SET OF 100 HOOKS

Tool-storage hooks for trolleys and pegboards

- 50 pcs. 70 mm hooks
- 50 pcs. 100 mm hooks

Ref. 801332



WORKSHOP EQUIPMENT

WASTE OIL TROLLEY



Collection tray designed to easily slide between the lift's platform and the motorcycle

Adjustable height from 900 to 1100 mm

60L capacity

Ref. 801207



MADE IN FRANCE

ULTRASONIC TANK - 28L



Digital ultrasonic cleaning tank for professional use
Two power levels : Normal (600W) and Turbo (900W)
0-30 minutes timer with automatic shutdown
800W heating, from 0°C to 80°C, separate from US emission
Stainless steel tank 490x290x200mm
Capacity of approx. 28L

Supplied with : Bleeding valve, lid, stainless steel basket



BEFORE
CLEANSING

AFTER
5 MINUTES

ALKALINE SOLUTION FOR ULTRASONIC TANK

To degrease metallic and plastic parts
Capacity : 1L

Ref. 801218



PRODUCT SPECIFICATIONS

| REFERENCE | CAPACITY | INSIDE DIMENSIONS | | | OUTSIDE DIMENSIONS | | | POWER | TEMPERATURE | WEIGHT |
|-----------|----------|-------------------|--------|--------|--------------------|--------|--------|-----------|-------------|--------|
| | | HEIGHT | LENGTH | WIDTH | HEIGHT | LENGTH | WIDTH | | | |
| 801244 | 28 L | 200 mm | 490 mm | 290 mm | 400 mm | 600 mm | 400 mm | 600/900 W | 0°C to 80°C | 14 kg |

WORKSHOP EQUIPMENT

WORKBENCH DRILL

Drills from 1.5 to 16mm through steel or wood
12 speed settings

Supplied with :
- 1 keyed chuck
- 1 chuck cover

Ref.800825




COLUMN DRILL

16 mm professional column drill
Safety start/stop button, protected by a lock
Belt cover opens with a switch
+/- 45° tilting worktable
Worktable size : 285 x 285 mm
12 speed settings

Supplied with :
- 1 compact cast iron vice
- 1 chuck cover
- 1 service key

Ref.800846



CERTIFIED

PRODUCT SPECIFICATIONS

| REF. | DRILLING CAPACITY | SPINDLE STROKE | POWER | TENSION | TOTAL HEIGHT | WEIGHT |
|--------|-------------------|----------------|-------|--------------|--------------|--------|
| 800825 | 16 mm | 60 mm | 550 W | 230V - 50 Hz | 855 mm | 30 kg |
| 800846 | 16 mm | 80 mm | 550 W | 230V - 50 Hz | 1600 mm | 76 kg |


15 T - WORKBENCH HYDRAULIC PRESS

Dual speed hydraulic pump
Set of "V" stands
Stainless steel jack
Manometer
Automatic return of the piston
Hydraulic safety system prevents overloading
Ø 43mm piston head

DIMENSIONS

A: 965 mm F: 457mm
B: 600mm G: 160mm
C: 540mm H: 816mm
D: 500mm L: 169mm
E: 135mm

Ref.801574



20 T - HYDRAULIC PRESS

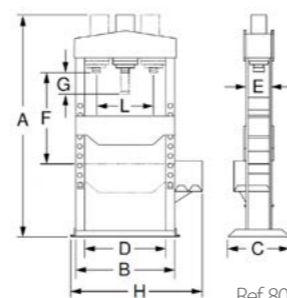
Equipped with a double-acting manual pump for quick action
Convertible into single-acting for more pressure and less effort
Supplied with a set of Vs and a perforated plaque

Ø 48mm piston head

DIMENSIONS

A: 1626mm F: 918mm
B: 630mm G: 185mm
C: 560mm H: 805mm
D: 510mm L: 179mm
E: 148mm

Ref.801572



WORKSHOP EQUIPMENT

WORKBENCH VICE

To secure on top of the workbench

Leaves the space around the workbench free once detached from its base


2 main component : base affixed to the workbench, removable head

Protected jaws

Quick to tighten

360° rotation

Ref.500783



DETACHABLE

SPECIFICATIONS

| H | L | W | WEIGHT |
|--------|--------|--------|--------|
| 260 mm | 460 mm | 220 mm | 14 kg |

OPTION

Set of plastic jaw protectors

Ref.500781



FOLDING RAMP



Sold by the unit

Length : 2200 mm (Folded : 1450 mm)

Width : 290 mm

Capacity (per ramp) : 300 kg (600 kg per pair)

Weight : 9 kg

Ref.800578



150 MM VICE

Hardened steel vice with rotating base

Interchangeable steel jaws

Ref.500761



MAGNETIC ALUMINIUM JAWS

Length : 125 mm

Ref.500759



ARTICULATED METAL ARM + VACUUM

Articulated extraction arm, jointed in 3 points
 Equipped with a vacuum (see specifications according to model)
 180° pivoting arm
 Supplied with a wall mount and an orientable metal hood
 Black steel post sold separately : Ref. 803617



6m long arm (Ref. 803607)

3m long arm (Ref. 803616)

Option : 3m tall steel post (Ref. 803617)

PRODUCT SPECIFICATIONS

| REF. | ARTICULATED ARM DIMENSIONS | SUPPLIED WITH | MOTOR |
|--------|---|--------------------------------------|---|
| 803616 | Length 3 m, Ø 160 mm | Wall mount and orientable metal hood | M5 1200 m3/H - 0.9 KW - 380V Three-phase |
| 803606 | Length 4 m, Ø 160 mm | | M7 |
| 803607 | Length 6 m (3 m Ø 160 + 3 m Ø 200 mm extension) | | 1900 m3/h - 1.1 KW - 380V Three-phase |

DOWNPIPES

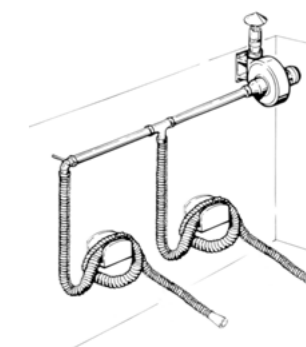
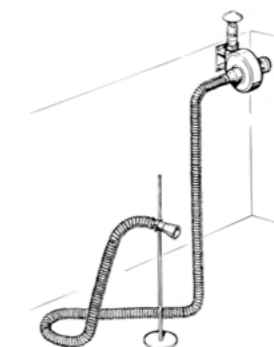
Designed to equip 1 or 2 work stations. Supplied with :
 1 motor, 1 high temperature flexible pipe, 1 rubber nozzle, 1 nozzle stand, 1 switch, fixation collars

Installation and evacuation not included

SETUP EXAMPLES

For one workstation

For two workstations



Note : This example is given for information purposes only. The installation of a double-ended downpipe depends greatly on the architecture of the building, and each case should be studied individually. Contact us for a personalised quote.

PRODUCT SPECIFICATIONS

| REFERENCE | MODEL | HOSE LENGTH | MOTOR | POWER | DEBIT | ENTRY DIAMETER | EXIT DIAMETER |
|-----------|--------|-------------|-----------------------|---------|----------|----------------|---------------|
| 803760 | 1 exit | 5 m | 230 V Single-phase | 0.45 Kw | 750 m³/H | 100 mm | 125 mm |

EXTRACTOR HOOD WITH STAND

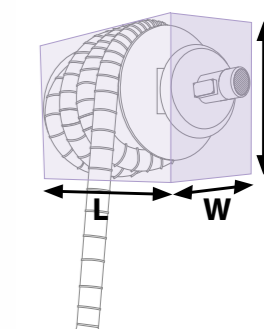
Exhaust hood suited for outdoor power equipment
 Height-adjustable steel stand
 Can be fitted on a winder or an articulated arm
 Supplied with fixation collar and collar cover
 Ref. 803788



VACUUM WINDER

Jam-proof ratchet
 Adjustable and dismantable spring
 Reinforced support and bracket
 Vacuum and aluminium fan
 High temperature rubber nozzle
 Supplied with nozzle stands*

Ref. 803620




⚠ The rubber nozzle should not be in direct contact with the vehicle's exhaust pipe

| MOTOR | POWER | DEBIT | WEIGHT | OVERALL DIMENSIONS (mm) | | |
|-------------------------------|---------|----------|--------|-------------------------|----|----|
| | | | | L | W | H |
| Single phase 230 V - 50 Hz | 0.45 Kw | 750 m³/H | 45 kg | 1100 | 80 | 80 |

ACCESSORIES

METAL POST
Winding vacuum suspension
3 m tall
Ref.803617




HOSE JOINING SYSTEM
Ø 100 mm
For flexible pipes without fixation collars
Ref.803643



RELEASE BALANCER
8/10 kg
Ref.803742



MOTOR-LESS WINDER




| PRODUCT SPECIFICATIONS | | | | |
|------------------------|---------------|-------------|-----------------|-------------------------|
| REFERENCE | HOSE DIAMETER | HOSE LENGTH | NUMBER OF EXITS | OVERALL DIMENSIONS (mm) |
| 803615 | 100 mm | 7 m | 1 | 80 x 80 x 80 |

DOUBLE NOZZLE KIT
Y 100 x 100 x 100 mm
2 100 mm hoses
2 100 x 150 mm nozzles
2 nozzle stands
fixation collars
Ref.803736



VACUUMS
Molded aluminium to prevent corrosion
Quieter than a plastic or sheet metal fan
High pressure
Integrated control unit




| PRODUCT SPECIFICATIONS | | | | | | | | |
|------------------------|--------|--------------------|---------|-----------|-------------|----------------|---------------|--------|
| MODEL | REF. | MOTOR | POWER | DEBIT | SOUND LEVEL | ENTRY DIAMETER | EXIT DIAMETER | WEIGHT |
| M1 | 803600 | 220 V single-phase | 0.45 KW | 750 m3/h | 66 db | 100 mm | 125 mm | 15 kg |
| M5 | 803605 | | 0.90 KW | 1250 m3/h | 73 db | | 20 kg | |
| M7 | 803610 | 380 V three-phase | 1.10 KW | 1500 m3/h | 77 db | 200 mm | | 28 kg |

RUBBER NOZZLE
Ø100/150: Ref.803622

SUPPORT STAND
Ref.803621

Y FITTING
Ø100 x 100 x 100: Ref.803625

CRUSH-PROOF RUBBER HOSE
Ø100: Ref.803631



FIXATION COLLAR
Ø100: Ref.803629

RUBBER COLLAR COVER
Ø100: Ref.803630

MANUAL DAMPER Ø100
Ref.803663

ALUMINIUM TUBE Ø100, 1.5 M LONG
Ref.803633

ALUMINIUM ELBOW Ø100
Ref.803635

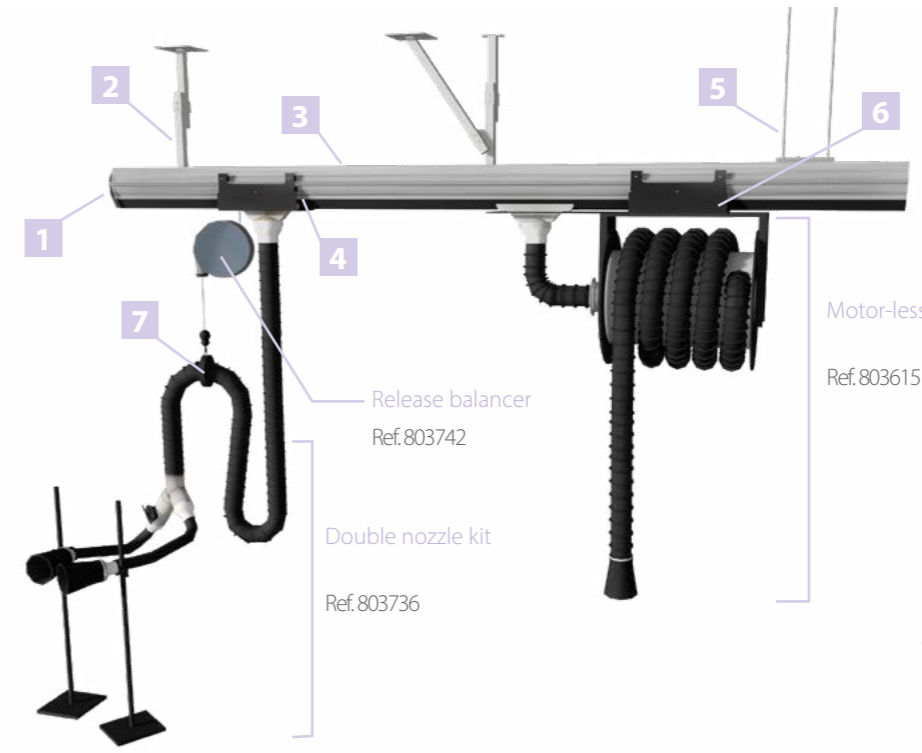


ALUMINIUM TEE Ø100
Ref.803634

WALL FIXATION COLLAR
Ø100: Ref.803637
Ø125: Ref.803638

CHIMNEY CAP Ø125
Ref.803636

QUICK CONNECT Ø100
Ref.803644

- 1 END DAMPER PLUG**
Ref. 803654
- 2 ARTICULATED RAIL SUPPORT**
Facilitates railing fixation in any orientation
1 support per 3 meters of railing
Ref. 803651
- 3 ALUMINIUM RAILING**
With replaceable rubbers
Stands up to high temperatures
Adhesive kit included
3 meter length : Ref. 803640
6 meter length : Ref. 803645
- 4 SET OF 4 STOPPERS**
Ref. 803642
- 5 THREADED CEILING SUPPORT (NON ORIENTABLE)**
Supplied with 2 threaded M6 rods (1m long)
Ref. 803650
- 6 VACCUING CART**
To mount a release balancer
Supplied with :
Rubber nozzle with grip clamp,
A high temperature hose (250°C)
Ref. 803656



- 7 HOSE SUSPENSION BELT**
1 belt + 3m chain
Ø 100 mm
Ø 125 mm
Ø 150 mm
Ref. 803658
- RAIL END FIXATION**
Ref. 803655
- RAIL JUNCTION**
Ref. 803652
- EXTERNAL EXTRACTION PIECE**
Ø 100 mm → Ø 125 mm
Ref. 803653

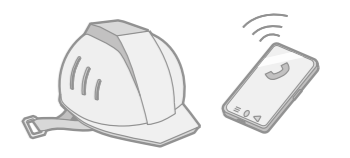


Motor-less winder
Ref.803615

Release balancer
Ref.803742

Double nozzle kit
Ref.803736

MAROLO SERVICES


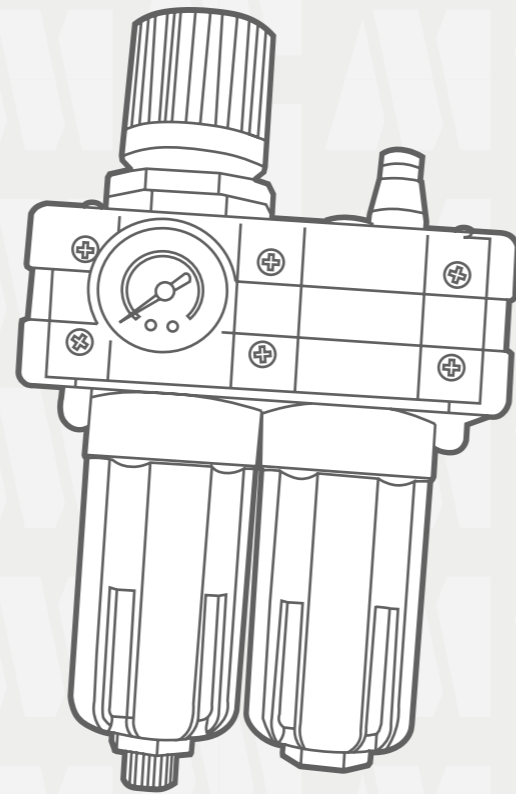


We'll research your project
+33 (0)2 41 29 29 29

CUSTOM RAILING

MAROLOLUB

LUBRICANT DISTRIBUTION



MAROLOLUB

LUBRICANT DISTRIBUTION EQUIPMENT

PLAIN HANDLE WITHOUT COUNTER

Ergonomic anti-pinching handle
Flexible cable with 90° elbowed nozzle
Anti-drip
Trigger securely encased by the handle

Ref. 803904



ELECTRONIC COUNTER HANDLE

Digital display meter with double counter
Ergonomic anti-pinching handle
Flexible cable with 90° elbowed nozzle
Anti-drip
Trigger securely encased by the handle
Battery operated (not welded in place)

Ref. 803903



MANUAL OIL VALVE 1/2"

For oil
Ref. 803941



ANTI-DRIP TRAY

Wall-mounted anti-drip tray for oil handles
Removable collection tray
Integrated handle support
2 Ø10 mm perforations

Ref. 803931



MANUAL DECOMPRESSION VALVE 1/2"

For compressed air
Ref. 803939



DIP PIPE AND BUNG NUT

For oil tanks
3/4" dip pipe, 0.9m long
Supplied with a 2" bung nut
To shorten according to tank depth

Ref. 803936



JUNCTION KIT WITH DIP PIPE AND BUNG NUT

For wall-mounted pumps
2.5m hose
Input : 1/2" BSP female, output : 1/2" male
Manual oil valve with KNK nozzle
3/4" dip pipe, 0.9m long, supplied with a 2" bung nut
To shorten according to tank depth

Ref. 803935



LUBRICANT DISTRIBUTION EQUIPMENT

OIL PUMP



Oil tank pump 3:1
With integrated valve

WALL-MOUNTED PUMP SUPPORT

Compatible with 3:1 and 5:1 ratio pumps
4 Ø10 mm perforations for easy installation
2" bung nut included

Ref. 803934



PRODUCT SPECIFICATIONS

| MODEL | REF. | PRESSURE RATIO | MAX. DISTANCE | MAX. AIR PRESSURE | DEBIT | AIR INPUT | LUBRICANT INPUT | LUBRICANT OUTPUT |
|-------------------|--------|----------------|---------------|-------------------|----------|-----------------|-----------------|------------------|
| 5:1 oil pump | 803912 | 5:1 | > 30m | 10 Bar | 20 L/min | 1/4" BSP female | 3/4" BSP female | 1/2" BSP male |
| 3:1 oil tank pump | 803911 | 3:1 | ≤ 30 m | 8 Bar | 14 L/min | 1/4" BSP female | 3/4" BSP female | 1/2" BSP male |

LUBRICATING AIR FILTER 1/2"

Essential to protect your air network and your pneumatic tooling

Input : 1/2" female
Output : 1/2" female

Ref. 803938



AIR PRESSURE REGULATOR

Protects the pump from network overpressure
Increases the pump's longevity

Input : 1/4" female
Output : 1/4" female

Ref. 803937



ESSENTIAL

1/2" OIL HOSE

For winders, networks or mobile appliances
2 female connections
Supplied with male connector



| REF. | LENGTH |
|--------|--------|
| 803921 | 1 m |
| 803922 | 2 m |
| 803924 | 4 m |
| 803925 | 5 m |
| 803930 | 10 m |

DIGITAL COUNTER

Ref. 803942



SAFETY VALVE WITH RETURN

Input : 1/2" female
Output : 1/2" female
Tank return 1/2" female
Factory-set at 50 Bars

Ref. 803940



OPEN OIL HOSE REEL 1/2" 10+1

Open oil hose reel
1/2" hose
10 m length + 1 m for network connection
3 mounting positions
Ref.803910

CLOSED OIL REEL 1/2" 12+1

Closed oil reel
1/2" hose
12 m length + 1 m for network connection
3 mounting positions
Ref.803906



CONTAINMENT BUND



Designed for 100L oil drums
Removable PE gratings
Rotomoulded PEHD

For 4 oil drums

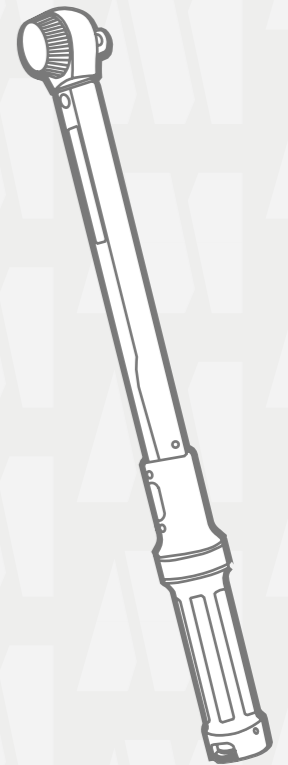

For 2 oil drums



| REF. | N° OF OIL DRUMS | CAPACITY | DIMENSIONS |
|--------|-----------------|----------|----------------------|
| 801291 | 2 | 240 L | 1220 x 820 x 330 mm |
| 801292 | 4 | 410 L | 1310 x 1310 x 370 mm |

MAROLOTOOLS

TROLLEYS AND SMALL TOOLING



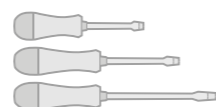
TOOL TROLLEYS

MAROLORACE 2 TROLLEY + 112 TOOLS



- 7 drawers trolley
- Full extension anti-tilt drawers
- 2 pivoting wheels, one of which is equipped with a brake
- Aluminum top
- Dimensions : L 948 x D 546 x H 971 mm

Ref.802674



Set of 112 tools
(no trolley)
Ref.802655

TOOL TROLLEYS

MAROLOTOOLS TROLLEY + 230 TOOLS

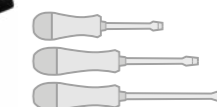


- 7 drawers trolley
- Full extension anti-tilt drawers on roller slides
- Compartmentalized top
- Central locking system
- 2 pivoting wheels equipped with brakes
- Weight : 90 kg
- Dimensions : L 760 x D 465 x H 1010 mm

Ref.802800



Trolley only
(no tools)
Ref.802668



Set of 230 tools
(no trolley)
Ref.802692

DRAWER 1

Module 1

- Set of 1/2" hex sockets + accessories
- 17 10 to 32 mm sockets

Module 2

- 1 hammer
- 1 sledge hammer
- 1 chisel
- 1 pin
- 3 4.5 and 6 mm pin punches

Module 3

- set of 1/4" hex sockets + accessories
- 10 sockets : n° 5.5 / 6 / 7 / 8 / 9 / 10 / 11 / 12 / 13 / 14
- 2 PZ n° 1 and 2 bits
- 7 perforated TORX bits : n° 10, 15, 20, 25, 27, 30, 40
- 6 long allen wrenches n° 3, 4, 5, 6, 7, 8

DRAWER 2

Module 1

- 6 flat-end screwdrivers : n° 3x75 n° 3.5x100 n° 4x125 n° 5.5x100 n° 6.5x150 and n° 8x175
- 2 PH screwdrivers: n° 1x100 and n° 2x125

Module 2

- Screw and bolt organizer

Module 3

- Ball-handle screwdrivers :
- 2 flat-ends : n° 4x0.8 and n° 5.5x1
- 1 PH: n° 1x25
- 1 PZ : n° 2x35
- Standard screwdriver:
- 1 PH: n° 0x75
- 3 PZ : n° 0x75 n° 1x100 and n° 2x125

DRAWER 3

Module 1

- 1 pair of pliers
- 1 pair of vise-grips

Module 2

- 1 pair internal circlips pliers, chain nose
- 1 pair external circlips pliers, chain nose
- 1 pair internal circlips pliers, elbowed nose
- 1 pair external circlips pliers, elbowed nose

Module 3

- 1 pair side-cutting pliers
- 1 pair universal pliers
- 1 pair half-round nose pliers

DRAWER 4

- 10 socket wrenches n° 8, 10, 11, 12, 13, 14, 16, 17, 18, 19
- 17 combination wrenches n° 6, 7, 8, 9, 10, 11, 12, 13, 14, 15, 16, 17, 18, 19, 21, 22, 24

DRAWER 1

Module 1

- 1 1/2" ratchet
- 2 extenders
- 1 1/2" cardan joint
- 1 3/8" x 1/2" socket
- 17 hex sockets
- 2 long sockets

Module 2

- 5 TORX 1/4" sockets - 4 TORX 3/8" sockets - 3 TORX 1/2" sockets
- 1 1/4" x 1/4" socket - 1 3/8" socket
- 1 1/2" socket - 1 extender - 5 flat-ended bits
- 5 PH bits - 6 PZ bits
- 15 hex bits - 32 perforated TORX bits
- 9 XZN bits

Module 3

- 1 1/4" ratchet - 1 interchangeable bit screwdriver 1/4" - 2 extenders
- 1 flexible extender - 1 sliding handle - 1 1/4" cardan joint - 13 hex sockets - 8 long sockets - 1 1/4" x 1/4" bits - 3 flat-ended bits - 3 PH bits - 2 PZ bits - 6 allen bits
- 7 TORX bits - 4 XZN bits

DRAWER 2

Module 1

- 17 combination wrenches : 6 - 7 - 8 - 9 - 10 - 11 - 12 - 13 - 14 - 15 - 16 - 17 - 18 - 19 - 20 - 21 and 22 mm

Module 2

- 1 flat-ended mini screwdriver
- 3 flat-ended screwdrivers
- 1 mini PH2 screwdriver
- 3 PH screwdriver
- 1 mini PZ2 screwdriver
- 3 PZ screwdrivers
- 6 allen wrenches
- 6 TORX wrenches

DRAWER 3

Module 1

- 2 pair internal circlips pliers
- 2 pair external circlips pliers
- 1 pair int. circlips angled pliers
- 1 pair ext. circlips elbowed pliers

Module 2

- 1 600g hammer
- 1 polyurethane hammer
- 1 extra-flat chisel
- 6 pin punches

Module 3

- 1 pair side-cutting pliers
- 1 pair universal pliers
- 1 pair half-long nosed pliers
- 1 pair combination pliers

TOOL TROLLEYS

MAROLORACING TROLLEY + 114 TOOLS



- 7 drawers trolley
- Full extension, anti-tilt drawers on roller slides
- Compartmentalized topper
- Central locking system
- ABS worktop
- 4 heavy-duty wheels, 2 of which are pivoting and equipped with brakes
- Max. capacity per drawer : 30 kg
- Dimensions : L 720 x D 460 x H 975 mm

Ref.802810



Trolley only
(no tools)
Ref.802673

DRAWER 1

Module 1

- 1 1/2", 72 teeth ratchet
- 2 extenders (125 - 250 mm)
- 1 1/2" cardan joint
- 1 3/8" x 1/2" tip
- 17 hex sockets (10 to 22 and 24 - 27 - 30 - 32 mm)
- 2 long sockets (16 and 21 mm)

Module 2

- 17 combination wrenches (6 to 22 mm)

Module 3

- 1 1/4", 72 teeth ratchet
- 1 interchangeable bit screwdriver 1/4"
- 2 extenders (50 - 100 mm)
- 1 flexible extender (150 mm)
- 1 sliding handle 110 mm
- 1 1/4" cardan joint
- 13 hex sockets (4 to 14 mm)
- 8 long sockets (6 to 13 mm)
- 1 1/4" x 1/4" bit
- 3 flat-ended bits (4 - 5.5 - 8 mm)
- 3 (PH1 - PH2 - PH3) bits
- 2 (PZ1 - PZ2) bits
- 6 allen bits (3 to 8 mm)
- 7 TORX bits (T10 - T15 - T20 - T25 - T30 - T40)
- 4 bits (M4 - M5 - M6 - M8)

DRAWER 2

Module 1

- 4 flat-ended screwdrivers (4 - 5.5 - 6.5 - 8 mm)
- 2 PH screwdrivers (PH1 - PH2)

Module 2

- 1 600g hammer
- 1 polyurethane hammer
- 1 extra-flat chisel
- 6 pin punches (3 - 4 - 5 - 6 - 7 - 8 - 10 mm)

Module 3

- 1 pair side cutting pliers
- 1 pair universal pliers
- 1 pair half-long nosed pliers
- 1 pair combination pliers



ADDITIONAL TOOL PACKS

PLUS PACK - 16 TOOLS

- 5 combination wrenches : 24 - 27 - 29 - 30 - 32 mm
- 11 socket wrenches : 8 - 10 - 11 - 12 - 13 - 14 - 15 - 16 - 17 - 18 - 19 mm

Ref.802820



IMPERIAL PACK - 75 TOOLS

- 11 1/4" sockets
- 10 long 1/4" sockets
- 5 allen bits
- 19 1/2" sockets
- 9 long 1/2" sockets
- 6 allen wrenches

- 13 combination wrenches : 1/4" - 5/16" - 11/32" - 3/8" - 7/16" - 1/2" - 9/16" - 5/8" - 11/16" - 3/4" - 13/16" - 7/8" - 15/16"

Ref.802826



PRO SET - 17 TOOLS



- Augmenter/decreaser set
- 1 mini flexible magnet
- 4 articulated «T» spark plug wrenches
- Fork seal insertion kit, from 26 to 36 mm & from 36 to 46 mm
- 2 carburetor screwdrivers (flat and Phillips)
- CHAINLaser Chain alignment tool
- Wheel axle spindle key
- Set of 9 shims
- Pneumatic brake bleeder
- Reversible 1/2" torque wrench, from 20 to 100 N.m
- 1 MAROLOLAMP (LED handheld torch)
- Elbowed cardan screwdriver, stainless steel 1/16 rod + 5 bits
- Chain rivet extractor kit

Ref.802828

T WRENCHES STORAGE RACK

- Storage rack for T wrenches, with lockable cover
- 5 hex socket tees : 8 - 10 - 12 - 14 - 17
- 4 allen tees : N° 4 - 5 - 6 - 8
- 2 Philipps® Ts : N° 2 - 3

Ref.802822

Rack only (no wrenches) :
Ref.802633



BLACK BOX - 100 TOOLS

- Case with 3 drawers
- 1/4" and 1/2" tools : ratchets, sockets, extenders, sliding handle, bits (Flat, Phillips®, Pozidrive®, Torx®)
- Set of wrenches, screwdrivers, pliers and hammer

Ref.802650



TEES

HEX TEES



| PRODUCT SPECIFICATIONS | | |
|------------------------|-----------|---|
| MODEL | REFERENCE | COMPRISED OF |
| Set of 5 tees | 500675 | N° 8 - 10 - 12 - 14 - 17 |
| Set of 10 tees | 500685 | N° 8 - 9 - 10 - 11 - 12 - 13 - 14 - 15 - 16 - 17 - 19 |
| Tee N° 8 | 501008 | N° 8 |
| Tee N° 9 | 501009 | N° 9 |
| Tee N° 10 | 501010 | N° 10 |
| Tee N° 11 | 501011 | N° 11 |
| Tee N° 12 | 501012 | N° 12 |
| Tee N° 13 | 501013 | N° 13 |
| Tee N° 14 | 501014 | N° 14 |
| Tee N° 15 | 501015 | N° 15 |
| Tee N° 17 | 501017 | N° 17 |
| Tee N° 19 | 501019 | N° 19 |

ALLEN TEES



| PRODUCT SPECIFICATIONS | | |
|------------------------|-----------|------------------|
| MODEL | REFERENCE | COMPRISED OF |
| Set of 4 tees | 500655 | N° 4 - 5 - 6 - 8 |
| Tee N° 4 | 501024 | N° 4 |
| Tee N° 5 | 501025 | N° 5 |
| Tee N° 6 | 501026 | N° 6 |
| Tee N° 8 | 501028 | N° 8 |

FLAT-ENDED AND PHILLIPS TEES



| PRODUCT SPECIFICATIONS | | |
|----------------------------------|-----------|--------------|
| MODEL | REFERENCE | COMPRISED OF |
| Set of 2 phillips screwdrivers | 500665 | N° 2 - 3 |
| Tee N° 2 | 501002 | N° 2 |
| Tee N° 3 | 501003 | N° 3 |
| Set of 2 flat-ended screwdrivers | 501050 | N° 6 - 8 |
| Tee N° 6 | 501046 | N° 6 |
| Tee N° 8 | 501048 | N° 8 |

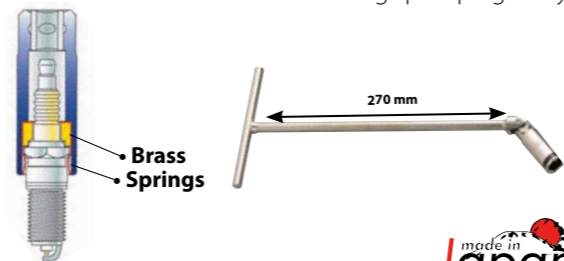
SET OF 8 ELBOWED WRENCHES W/ MULTIPURPOSE HANDLE



| PRODUCT SPECIFICATIONS | | |
|----------------------------------|-----------|--|
| MODEL | REFERENCE | COMPRISED OF |
| Extra long allen wrenches 160 mm | 600770 | Ø 2 - 2.5 - 3 - 4 - 5 - 6 - 8 - 10 |
| Allen wrenches | 600789 | Ø 5/64" - 3/32" - 1/8" - 5/32" - 3/16" - 1/4" - 5/16" - 3/8" |
| Torx® wrenches | 600775 | T10 - T15 - T20 - T25 - T30 - T40 - T45 - T50 |
| Perforated Torx® wrenches | 600780 | T10 - T15 - T20 - T25 - T30 - T40 - T45 - T50 |

JOINTED SPARK PLUG WRENCHES

2 stainless steel springs hold the spark plug by its hexagonal part while pushing it against the brass guide socket, to align it perfectly : Makes removing and installing spark plugs easy



| PRODUCT SPECIFICATIONS | | |
|------------------------|-----------|---------------------|
| MODEL | REFERENCE | COMPRISED OF |
| Set of 4 wrenches | 500785 | Ø 14 - 16 - 18 - 21 |
| n° 14 wrench | 500014 | Ø 14 |
| n° 16 wrench | 500040 | Ø 16 |
| n° 18 wrench | 500050 | Ø 18 |
| n° 21 wrench | 500060 | Ø 21 |



HANDHELD TOOLING

3/8" CASE

KS TOOLS case, comprised of :

- 1 72 teeth ratchet
- 2 75 and 150 mm extenders
- 1 160 mm sliding handle
- 1 cardan joint
- 11 sockets : 1/4" - 5/16" - 3/8" - 7/16" - 1/2" - 9/16" - 5/8" - 11/16" - 3/4" - 13/16" - 7/8"
- 6 long sockets : 3/8" - 7/16" - 1/2" - 9/16" - 11/16" - 3/4"
- 2 long spark plug sockets : 5/8" - 13/16"
- 22 screwdriver bits : Allen 1/8" - 5/32" - 3/16" - 7/32" - 1/4" - 5/16" - 3/8" Torx® n°T10, T15, T20, T25, T27, T30, T40, T45, T50, T55 XZN® M4, M5, M6, M8, M10

Ref.500498



SET OF COMBINATION WRENCHES

KSTOOLS foam module comprised of 5 combination wrenches : 24 - 27 - 29 - 30 - 32 mm Ref.802755



SET OF COMBINATION WRENCHES AND SOCKETS - IMPERIAL

Tool set comprised of :



- Module n°1
- 11 1/4" sockets : 3/16" - 7/32" - 1/4" - 9/32" - 5/16" - 11/32" - 3/8" - 13/32" - 7/16" - 1/2" - 9/16"
 - 10 long 1/4" sockets : 5/32" - 3/16" - 7/32" - 1/4" - 9/32" - 5/16" - 11/32" - 3/15" - 7/16" - 1/2"
 - 5 1/4" hex bits : 1/8" - 5/32" - 3/16" - 7/32" - 1/4"
 - 19 1/2" sockets : 3/8" - 7/16" - 1/2" - 9/16" - 19/32" - 5/8" - 21/32" - 11/16" - 3/4" - 25/32" - 13/16" - 7/8" - 15/16" - 31/32" - 1" - 1,1/16" - 1,1/8" - 1,3/16" - 1,1/4"
 - 9 long 1/2" sockets : 3/8" - 7/16" - 1/2" - 9/16" - 11/16" 3/4" - 7/8" - 15/16" - 1"
 - 8 5/64" allen wrenches - 3/32" - 1/8" - 5/32" - 3/16" - 1/4" - 5/16" - 3/8"

- Module n°2
- 13 combination wrenches : 1/4" - 5/16" - 11/32" - 3/8" - 7/16" - 1/2" - 9/16" - 5/8" - 11/16" - 3/4" - 13/16" - 7/8" - 15/16"

Ref.802826





PREMIUM PLIERS

COBRA MULTIGRIP PLIERS



COBRA XL 400 MULTIGRIP PLIERS



FINE TIP COBRA PLIERS



PRODUCT SPECIFICATIONS

| MODEL | REF. | CAPACITY (NUTS, mm) | CAPACITY (TUBES Ø) | NB. OF SETTINGS |
|--------------|--------|---------------------|--------------------|-----------------|
| COBRA ES 250 | 601311 | 34 | 32 mm ; 1¼" | 19 |
| COBRA 125 | 601313 | 27 | 27 mm ; 1" | 13 |
| COBRA 150 | 601315 | 30 | 32 mm ; 1¼" | 11 |
| COBRA 180 | 601318 | 36 | 42 mm ; 1½" | 18 |
| COBRA 250 | 601325 | 46 | 50 mm ; 2" | 25 |
| COBRA 300 | 601327 | 60 | 70 mm ; 2¾" | 30 |
| COBRA XL 400 | 601329 | 95 | 90 mm ; 3½" | 27 |

UNIVERSAL RING PLIERS



CLICK RING PLIERS



ADJUSTABLE WRENCH




HALF-ROUND NOSE CUTTING PLIERS



CABLE CUTTER




"X-CUT" SIDE-CUTTING PLIERS



UNIVERSAL PLIERS



COMPACT BOLT CUTTER




PREMIUM PLIERS



PLIER-WRENCHES



Metric and imperial
Parallel jaws => Doesn't damage nuts
Precise and non-disruptible setting



CRIMPING PLIERS FOR OPEN PLUGS



PRODUCT SPECIFICATIONS

| MODEL | REFERENCE | CAPACITY (NUTS) | NB. OF SETTINGS |
|------------------|-----------|-----------------|-----------------|
| 125 PLIER WRENCH | 601414 | 23 | 11 |
| 150 PLIER WRENCH | 601415 | 27 | 14 |
| 180 PLIER WRENCH | 601418 | 35 | 13 |
| 250 PLIER WRENCH | 601425 | 46 | 17 |
| 300 PLIER WRENCH | 601427 | 60 | 22 |
| 400 PLIER WRENCH | 601440 | 85 | 25 |

AUTOMATIC WIRE STRIPPER



Effortlessly cuts pipes and hoses without crushing or distorting them



CIRCLIPS PLIERS



Flat nose without chamfer for a better grip
Shock-resistant piano wire tips



PRODUCT SPECIFICATIONS

| MODEL | REF. | INNER / OUTER | Ø | SHAPE |
|---------------------------|--------|---------------|------------|----------------------|
| Outer circlips pliers 140 | 601451 | Outer | 10 - 25 mm | Straight with spring |
| Outer circlips pliers 180 | 601452 | Outer | 19 - 60 mm | Straight with spring |
| Inner circlips pliers 140 | 601455 | Inner | 12 - 25 mm | Straight |
| Inner circlips pliers 180 | 601456 | Inner | 19 - 60 mm | Straight |

METROLOGY

DIGITAL CALIPER

150 mm track
0.01 mm accuracy
Ref.400040



CLEARANCE

1/2" TO 3/8" REDUCER WITH SLIDER

Square end with ball coupling



Ref.601281

20 N DYNAMOMETER

Measures steering bearings resiliency
Fiber glass casing
Protection against overloads
Calibration screw
Max. Capacity : 20 Nm
Graduation : 10 gr



20 N model :
Ref. 600368

200 N model :
(Limited stock available)
Ref. 600361

CLEARANCE

PAIR OF 4-NOTCHED TEES

Dimensions : 100 x 100 x 30 mm
Notches : 20 - 30 - 40 - 50 mm
Ref.400029



CLEARANCE

TRY SQUARE

Class 2
Special hardened steel
Smooth ground surface finish
Length : 200 mm
Ref.400039



CLEARANCE

AUGMENTER / REDUCER SET

6 adaptors :
1/4 F - 3/8 M
1/2 F - 3/8 M
3/8 F - 1/4 M
1/2 F - 3/4 M
3/8 F - 1/2 M
3/4 F - 1/2 M
Ref.601220



TORQUE WRENCHES



PRODUCT SPECIFICATIONS

| MODEL | REFERENCE | SQUARE DRIVE | LENGTH | REVERSIBLE RATCHET |
|--------------|-----------|--------------|--------|----------------------------|
| 2 to 25 NM | 600355 | 1/4" | 315 mm | Left and right-hand thread |
| 20 to 200 NM | 600362 | 1/2" | 485 mm | |
| 80 to 420 NM | 600364 | | 678 mm | |

ELBOWED WRENCH

1/2" square drive
Ref.600367



MAGNETIC DIAL SUPPORT STAND

Strength : 80 kg
Total vertical height : 235 mm
Vertical rod : Ø 12 mm
Orientable rod : Ø 10 mm
Ref.400050



CLEARANCE

IMPACT WRENCHES AND SOCKETS

CORDLESS IMPACT WRENCH - 1/2"

Torque : 380 N/m
2000 rpm
Removable carbon brushes
Clockwise and anti-clockwise
Weight : 2.9 kg
Supplied with 2 18 Volt batteries and 1 quick-charge charger (1 hour)
Ref.400013



PNEUMATIC PROFESSIONAL IMPACT WRENCH - 1/2"

Screwing :
1 = 444 Nm
2 = 592 Nm
3 = 810 Nm
Unscrewing :
1 = 1490 Nm
7500 rpm
Weight : 2.86 kg
Pneumatic connection : 1/4"
Ref.400012



IMPACT WRENCH SOCKETS - 1/2"

KSTOOLS case, comprised of :
1 extender
1 cardan joint
10 sockets : 10, 11, 13, 14, 17, 19, 21, 22, 23 and 24 mm
Ref.500725



DOUILLES LONGUES TORX FEMELLES 1/2"

KSTOOLS case, comprised of :
9 sockets : E10, E11, E12, E14, E16, E18, E20, E22 and E24
Ref.500694



IMPACT WRENCH BITS - 1/2"

KSTOOLS case, comprised of :
T30, T40, T45, T50, T55, T60, T70 and T80 bits
Ref.500736



3/4" to 1/2" IMPACT REDUCER

Ref.601223



SET OF ALLEN BITS - 1/2"

KSTOOLS case, comprised of :
8 bits : Ø 5 - 6 - 8 - 10 - 12 - 14 - 17 - 19
Ref.500735



HEX SOCKET ONLY



PRODUCT SPECIFICATIONS

| MODEL | REF. | Ø | SQUARE DRIVE |
|-------|--------|-------|--------------|
| 12 | 400002 | 12 mm | 1/2" |
| 15 | 601211 | 15 mm | |
| 36 | 601219 | 36 mm | 1/4" |
| 46 | 601224 | 46 mm | |

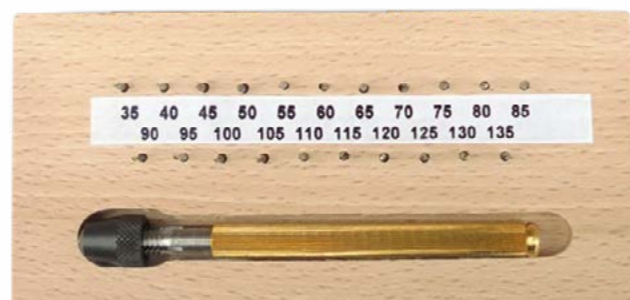
ENGINE MAINTENANCE

JET REAMERS



Mandrel + 21 reamers from 0.35 to 1.35 mm
(in 0.5 mm increments)


Ref. 400217



FUEL SYSTEM SCREWDRIVERS

Blade length : 300 mm
Flat end : 5.5 mm

Ref. 400285



Blade length : 300 mm
Phillips end : n°2

Ref. 400286



ELBOWED SCREWDRIVER WITH UNIVERSAL JOINT - 1/16"

Aluminium handle and stainless steel rod
Supplied with 5 bits (flat drive, "D" drive, 6 mm hex drive, 1/4" square drive, Phillips® drive)

Ref. 500101



OPTION

Flat-ended bit, 45 mm length

Ref. 500102



ENGINE MAINTENANCE

PROFESSIONAL VALVE LIFTER

Designed for motorcycles
Supplied with 4 retainers Ø 16 - 23 - 28 and 30 mm
(ext. Ø = 33.5 mm)

Ref. 500206



TAPPET TOOL SET

Heat-treated and chrome-plated for improved durability
Interchangeable wrenches and adjusters to suit most bikes and ATVs

Ref. 500140



COOLING CIRCUIT TESTER

Adjustable to all cooling systems
Checks radiator plugs for leaks
Can also be used to find leaks at cylinder head gaskets, radiator/heating elements, hoses or water pumps

Ref. 800591



DISTRIBUTION CHAIN OFFSET KIT

For traditional and HY-VO -type chains
Tips : 2.20 - 2.90 - 3.80 + Riveting tips

Ref. 500365



EURODAINU INFLATION GUN

From 0 to 11 Bar
0.1 Bar scale
Ref. 600560



WINDERS AND INFLATION GUNS

SPIRAL HOSE (8 m)

Ref. 400172



AUTOMATIC ELECTRIC CABLE WINDER

Automatic winding
Holds 9 meters of cable
Section : 3 x 2.5 mm²
Power : 2500 W
ABS case
Adjustable wall-mount



Ref. 400220

When equipped with electrical appliances, the whole set of furniture should be grounded

AIR AND WATER HOSE WINDER

Automatic winding
Holds a 10 m hose
Max. pressure : 15 Bar
ABS case
Adjustable wall-mount



Ref. 400140

TRICOCLAIR HOSES

6/12 diameter
Ref. TRI.06

08/14 diameter
Ref. TRI.08



INFORMATION

| REF. | INTERNAL Ø | EXTERNAL Ø |
|--------|------------|------------|
| TRI.06 | 6 mm | 12 mm |
| TRI.08 | 8 mm | 14 mm |

GENERAL INFORMATION



Electrical appliances should be connected to a network equipped with a 30 mA differential circuit breaker (or according to legislation in your area) and should be grounded.



To protect your network and your pneumatic tooling, your compressed air network should be equipped with a regulating and lubricating filter as well as bleeders.

TYRE MAINTENANCE

VALVE EXTRACTION LEVER

Steel body with plastic protection
Ref. 600500



SPHERICAL GRINDING WHEEL

Ref. 600040



ASSORTMENT OF WEIGHTS AND VALVES

Case comprised of :
25 silver weights bar (50 g per bar)
50 black weights bar (50 g per bar)
1 pair of side-cutting pliers
30 straight valves
10 elbowed scooter valves

Ref. 400415



WEIGHT BARS (25 pcs) - 50 grams each

Silver :
Ref. 400340
Black :
Ref. 400380



TYRE PASTE

1 kg tub :
Ref. 600380
3 kg tub :
Ref. 600387



SPOKE WEIGHTS HAMMER

Ref. 400420



TUBELESS TYRE INFLATION GUN



To easily and quickly inflate tubeless tyres
Suited for 2-wheeler, ATV, mower wheels
Supplied with eye and auditory protection

Ref. 801108




PRODUCT SPECIFICATIONS

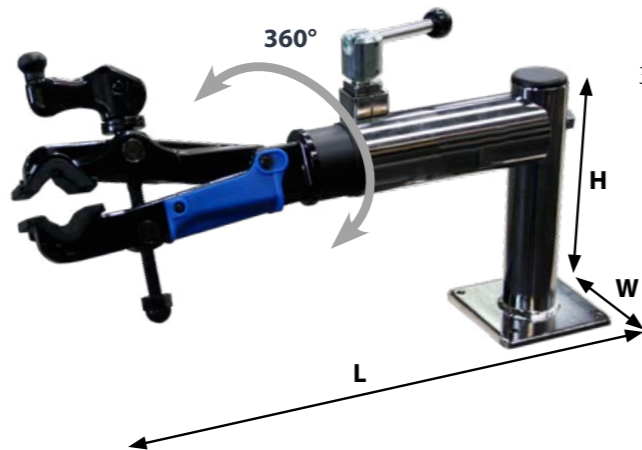
| VOLUME | PRESSURE | WEIGHT |
|--------|----------|--------|
| 6 L | ≈ 6 Bar | 5.5 kg |

WHEEL MAINTENANCE

WORKBENCH VICE



To set up on the workbench
Can be separated from its base to free up space around the work surface
2 main components : base secured to the workbench, removable arm
Covered jaws
Quick tightening
360° rotation of the clamp



Ref. 500783



CHARACTERISTICS

| H | L | W | WEIGHT |
|--------|--------|--------|--------|
| 260 mm | 460 mm | 220 mm | 6 kg |

REMOVABLE

ADD-ON

Replacement jaw covers



Ref. 500781

FORK COMPRESSOR

MADE IN FRANCE

Ref. 500243



150 MM STEEL VICE

Hardened steel vice with rotating base
Interchangeable steel jaws

Ref. 500761



MAGNETIC ALUMINIUM JAWS

Length : 125 mm

Ref. 500759




WHEEL MAINTENANCE

FORK SEAL INSERTION KIT

For traditional and inverted forks
2 Ø26 to 36 mm rings + slide hammer

Ref. 500245



FORK SEAL INSERTION RING Ø48 mm

For Ø48 mm fork legs

Ref. 601050



CLEARANCE

WHEEL AXLE SOCKETS

Hexagonal aluminium socket
4 dimensions : 17 - 19 - 22 and 24 mm

Ref. 601090



Hexagonal 3/4" shock socket

Ø22 mm : Ref. 601216
Ø24 mm : Ref. 601217



CLEARANCE

3/4" 12-sided socket - Ø55 mm

Ref. 601218



CLEARANCE

IMPACT TYPE CHAIN BREAKER

Square pin heads
Breaks chains from 500 to 600
Ref. 500594



PNEUMATIC BRAKE BLEEDER

Depressurization system with back flow preventer
To bleed brake and clutch circuits
Double-ended kit
Ref. 800508



CHAIN BREAKER

Breaks chains from 350 to 600
Ref. 500597



CLEARANCE

UNIVERSAL OIL FILTER WRENCH

Ø62 to 120 mm
To tighten and loosen oil filters
Self-adjusting

Ref. 500465



VACUUM PRESSURE PUMP CASE

Hydraulic circuit bleeding/refilling pump
Aluminium body
Rotating manometer

Ref. 800510



BEARING PULLERS AND EXTRACTORS KIT

Set of 2 extractors with 3 outer/inner pullers
Puller from 0 to 50 mm

Ref. 500738



BEARING SEPARATORS



PRODUCT SPECIFICATIONS

| MODEL | REFERENCE | MIN. Ø | MAX. Ø |
|---------|-----------|--------|--------|
| 30 - 50 | 600028 | 30 mm | 50 mm |

INNER BEARING PULLER SLIDE HAMMER



PRODUCT SPECIFICATION

| MODEL | REFERENCE | SOCKET |
|-------------|-----------|--------------|
| Puller only | 600435 | not included |
| 8 - 12 | 600445 | 8 to 12 mm |
| 12 - 14 | 600455 | 12 to 14 mm |
| 14 - 19 | 600465 | 14 to 19 mm |
| 19 - 24 | 600475 | 19 to 24 mm |
| 24 - 30 | 600485 | 24 to 30 mm |

TAP AND DIE SETS

METRIC SET :

Comprised of 75 pcs :

| | | |
|-------------|------------|------------|
| M2 x 0.4 | M6 x 1 | M12 x 1.5 |
| M2.6 x 0.45 | M6 x 0.75 | M12 x 1.75 |
| M3 x 0.5 | M7 x 1 | M14 x 2 |
| M3 x 0.6 | M8 x 1.25 | M14 x 1.5 |
| M3.5 x 0.6 | M8 x 1 | M14 x 1.25 |
| M4 x 0.7 | M9 x 1.25 | M16 x 1.5 |
| M4 x 0.75 | M10 x 1 | M18 x 2.5 |
| M4.5 x 0.75 | M10 x 1.25 | M18 x 1.5 |
| M5 x 0.8 | M10 x 1.5 | |
| M5 x 0.9 | M12 x 1.25 | |

Ref. 601130



GAS TAP AND DIE SET :

Comprised of 34 pcs :

| | |
|------------|------------|
| 1/4" - 20 | 1/2" - 12 |
| 1/4" - 28 | 1/2" - 20 |
| 5/16" - 18 | 9/16" - 12 |
| 5/16" - 24 | 9/16" - 18 |
| 3/8" - 16 | 5/8" - 11 |
| 3/8" - 24 | 5/8" - 18 |
| 7/16" - 14 | 3/4" - 10 |
| 7/16" - 20 | 3/4" - 16 |

Ref. 601135



SPARK PLUG HELICAL THREAD INSERTS

M 10 SET

Comprised of:
1 specialized tap
1 placement tool
1 set of 10 mm helical thread inserts

Ref. 400156



Pouch of 10 helical thread inserts M10 x 100 x 10
Ref. 400141

M 12 SET

Comprised of:
1 specialized tap
1 placement tool
1 set of 10.5 and 18 mm helical thread inserts

Ref. 400157



Pouch of 10 helical thread inserts M12 x 125 x 105
Ref. 400142

Pouch of 10 helical thread inserts M12 x 125 x 18
Ref. 400143

M 14 SET

Comprised of:
1 specialized tap
1 placement tool
1 set of 7.5 - 10.5 - 18 mm helical thread inserts

Ref. 400158



Pouch of 10 helical thread inserts M14 x 125 x 7.5
Ref. 400144

Pouch of 10 helical thread inserts M14 x 125 x 10.5
Ref. 400145

Pouch of 10 helical thread inserts M14 x 125 x 18
Ref. 400146

INSERTS AND COUPLERS

D.6 GROOVED QUICK COUPLER

Ref. 400105



1/4 THREADING COUPLER

Ref. 400160



1/4 GROOVED CONNECTION

Ref. 400465



D.6 GROOVED INSERT

Ref. 400135



1/4 THREADING INSERT

Ref. 400115



1/4 TAPPING INSERT

Ref. 400125



Supplied with inserts of every diameter
M6 x 100 x 9 - M8 x 125 x 12
M10 x 125 x 15 - M12 x 125 x 18
M14 x 125 x 14
Ref. 400155



MISCELLANEOUS TOOLING

MAROLOLAMP

- LED lights on top and on the side
- Up to 5 hours battery life
- Magnetic base
- Fully charged in about 3 hours
- Supplied with charger



Ref.500548

MINI FLEXIBLE MAGNET

- 400 mm long
 - Lifts up to 0.2 kg
 - 4 mm diameter
- Ref.600265



ANTISTATIC KIT

- Kit comprised of:
- An antistatic mat
 - A grounding bracelet
 - A grounding cord

Ref.601169



STEEL HAND-SAW BLADES

- Set of 10 blades
- Ref.600839



SET OF 4 PAIRS OF CIRCLIPS PLIERS

- Straight outer
- Straight inner
- Elbowed outer
- Elbowed inner
- Length : 160 mm

Ref.600733



GROUNDING PLUG

- Grounding plug connecting to an antistatic mat or bracelet
- Ref.601168



SET OF 5 STRIKING TOOLS

- 1 n°4 pin punch
- 1 n°5 cross-cut chisel
- 1 n°12 chisel
- 1 nail punch n°3
- 1 n°4 needle

Ref.600827



IMPACT SCREWDRIVER SET

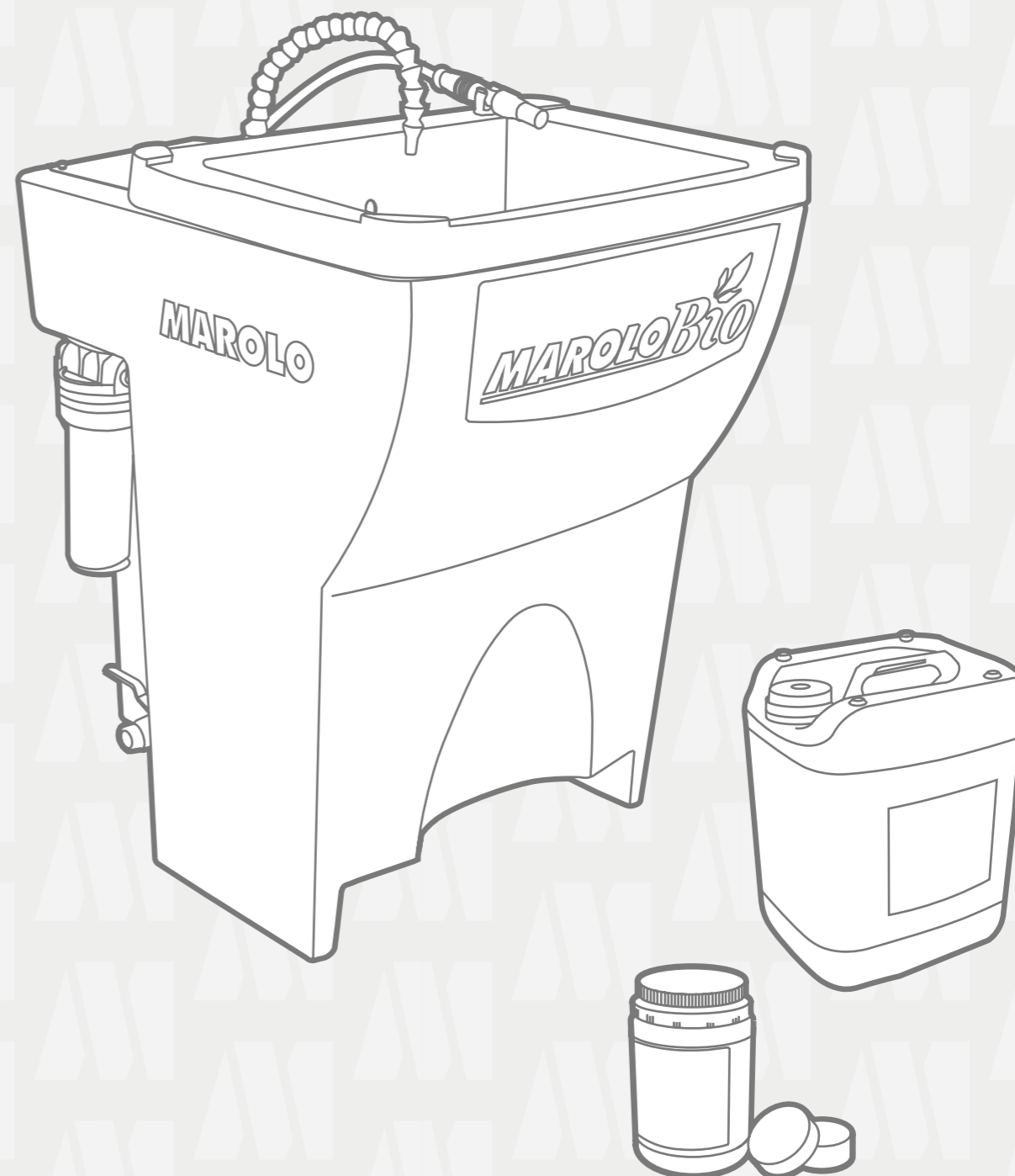
- 6 embouts plats n° 5, 6, 8, 10, 12 et 14
- 3 embouts Phillips® n°1, 2 et 3

Ref.500552



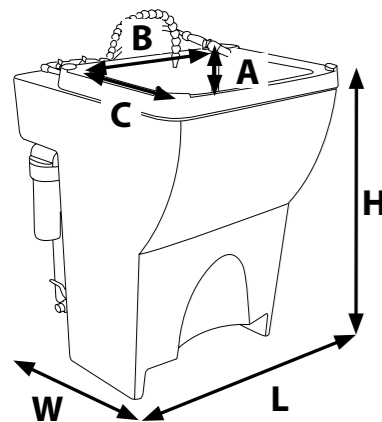
MAROLOBIO

BIO CLEANING TANKS



MAROLO BIO CLEANING TANKS

80L MODEL



1ST FILL FREE

PRODUCT SPECIFICATIONS

| MODEL | REF. | CAPACITY | TANK DIMENSIONS | | | SINK DIMENSIONS | | | SINK CAPACITY | POWER SUPPLY | WEIGHT |
|----------------|--------|----------|-----------------|--------|--------|-----------------|--------|--------|---------------|--------------|--------|
| | | | H | L | W | A | B | C | | | |
| MAROLO BIO 80 | 801254 | 80 L | 970 mm | 750 mm | 770 mm | 200 mm | 600 mm | 420 mm | 125 kg | 230V-50Hz | 17 kg |
| MAROLO BIO 100 | 801255 | 100 L | 1080 mm | 940 mm | 880 mm | 200 mm | 750 mm | 450 mm | 150 kg | 1KW-1A | 21 kg |

MAROLOCLEAN

Biodegradable degreaser, odourless and non-flammable
Sold per 20 L tank
Ready to use

Ref.400112



MAROLOPILL

Compressed microorganism tablets, capable of regenerating the MAROLOCLEAN cleansing solution
Sold per box of 4 tablets

Ref.400113




100L MODEL

Designed for heavy-duty use
Cleans hydrocarbons (grease, oil, resin) off of mechanical parts (Engine parts, forks, chains)
Long-lasting, self-regenerating cleansing solution (≈ 12 to 24 month)
Does not use solvents

Supplied with the first fill of consumables :
80L model : includes 80L of MAROLOCLEAN and 1 box of 4 tablets
100L model : includes 100L of MAROLOCLEAN and 1 box of 4 tablets

BEFORE CLEANSING



AFTER CLEANSING



FULL REFILL

5 20L tanks of MAROLOCLEAN
1 box of 4 MAROLOPILL tablets

Ref.400117



QUICK REFILL

2 20 L tanks of MAROLOCLEAN
1 box of 4 MAROLOPILL tablets

Ref.400119



WE'VE SHIPPED WORLDWIDE



REACH OUT TO US

MEET A REPRESENTATIVE

CUSTOMER SERVICE



Florian BEAU
Tel. : +33 (0)2 41 29 29 29
Email : service@marolotest.com

SALES



Ophélie BOUCHET
Tel. : +33 (0)2 41 29 29 29
Email : contact@marolotest.com

MAROLOTEST

Parc d'activités du Cormier - B.P. 20753
49307 CHOLET cedex - FRANCE
Tel : +33 (0)2 41 29 29 29
Fax : +33 (0)2 41 29 29 30
Email : contact@marolotest.com

WWW.MAROLOTEST.COM



COMERCIAL

Alexandre PONSICH
+34 (0) 660 605 106
aponsich@marolotest.com



COMMERCIAL

René RUTTE
+32 (0) 477 605 406
rr@mail.be



TECHN. BERATUNG & VERKAUF

Manfred MÜLLER
+49 (0) 173 4817732
mmueller@marolotest.com



JMP EQUIPAMENTOS

Jorge PEIREIRA
+351 232 961 841
jmpequipamentos@net.sapo.pt




COMMERCIAL

Eric PEHLIVANIAN
+33 (0)6 10 20 59 87
epehlivanian@marolotest.com



HOCO PARTS B.V.
Harselaarseweg 104
3771 MB Barneveld
The Netherlands

www.hocoparts.com
+31 (0)342 412290
sales@hocoparts.com



NON-STOP TRADING AS

Nordasveien 5
NO-1251 OSLO
Norway

www.non-stop.no
004722083500



EURO RACING S.R.L.

Via Romagna, 20
61011 Gabicce Mare (PU)
Italy

www.euro-racing.it
+39 0541 830695



EXTRA PRODUCTS

55 Kallirrois Street
117 43 ATHENS
Greece

www.extraproducts.gr
+30-210-9213286/7



RS WORKSHOP EQUIPMENT
Unit 28 Barnwell Manor Industrial Estate
Barnwell, Peterborough PE8 5PL
The United Kingdom

www.rsworkshopequipment.com
01832 741007
sales@rsworkshopequipment.co.uk



WWW.MARLOTEST.COM

MARLOTEST reserves the right to amend this document without prior notice.
Non-contractual pictures. Clearances deals applicable within the limit of available stock. See our sales conditions on our website.
Design by MARLOTEST MB - 01/2021